

Arrays

CISC1600/1610

X. Zhang

Outline

- Function parameter passing
- Array recap
- Array as a container: partially filled array
- Passing array to function
- Some common functions on arrays
- 2D (two dimensional) arrays

Function call: recap

- **Arguments vs Parameters**
 - Arguments: what are being passed in a function call
 - Parameters: those listed in function declaration/definition
- Passing parameters: assigning actual arguments to corresponding parameters
 - pass-by-value: the **value** of actual argument is assigned to parameter
 - pass-by-reference: the **address** of actual argument (must be a variable) is assigned to parameter
 - the parameter refers to the argument

Function call: passing parameters

```
void borrow (int & x, int y, int amount);

int main ()
{
    int value1, value2;
    value1 = 2;
    value2 = 10;
    cout <<"value1=" << value1 << endl;
        << "value2=" << value2 <<endl;
    borrow (value1, value2, 3); //Calling borrow
value2
    cout <<"After function call: " ;
    cout <<"value1=" << value1 << endl;
        << "value2=" << value2 <<endl;
}

void borrow (int & x, int y, int amount)
{
    x-=amount;
    y+=amount;
}
```

- Which parameters are passed by value, by argument?
- Parameter y and amount are pass-by-value
 - int y = value2;
 - int amount = 3;
 - the **value** of actual argument is assigned to parameter
- Parameter x is pass-by-reference: address of actual argument, value1, is assigned to parameter
 - int & x = value1;// x refers to value1 in main
 - When x-=amount, it's modifying value1 in main!

Outline

- Function parameter passing
- *Array recap*
- Array as a container: partially filled array
- Passing array to function
- Some common functions on arrays
- 2D (two dimensional) arrays

Array Syntax

SYNTAX 6.1 Defining an Array

Element type Name Size

```
double data[5] = { 32, 54, 67.5, 29, 35 };
```

Size must be a constant.

Ok to omit size if initial values are given.


Use brackets to access an element.

```
data[i] = 0;
```

Optional list of initial values

The index must be ≥ 0 and $<$ the size of the array.

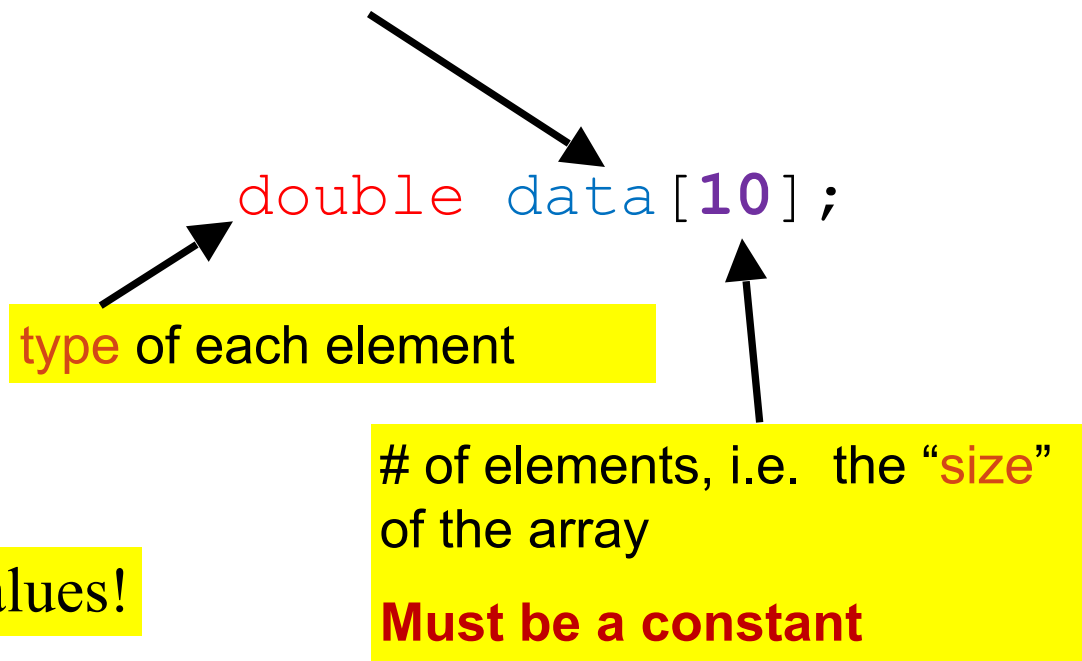
Define Arrays



The elements have random values!

An “array of double”

Ten elements of **double** type can be stored in this array named **data**



Define Arrays with initial values

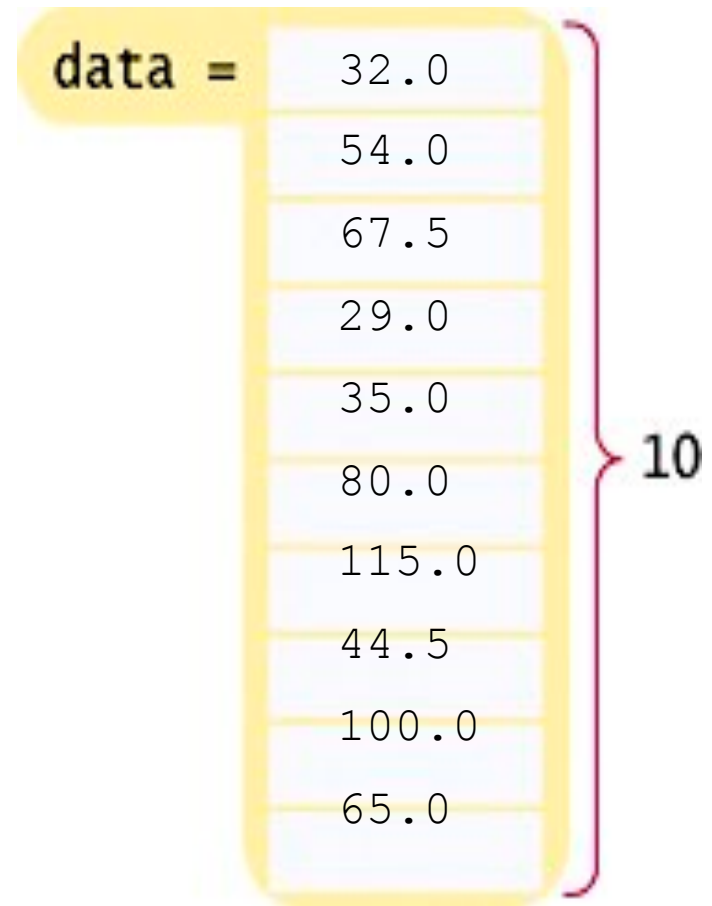
define an array while specifying initial values:

```
double data[] = { 32, 54, 67.5, 29, 35, 80, 115, 44.5, 100, 65 };
```

size is omitted, as
compiler can count...

Practice: declare an array and store
names of all US coins in the array

Practice: declare an array of char to store
characters 'a', 'b', 'c', 'd', 'e'.



Access Array Element

```
double data[] = { 32, 54, 67.5, 29, 35, 80,  
115, 44.5, 100, 65 };
```

data =	32.0	[0]
	54.0	[1]
	67.5	[2]
	29.0	[3]
data[4]	17.7	[4]
	80.0	[5]
	115.0	[6]
	44.5	[7]
	100.0	[8]
	65.0	[9]

❖ To access an array element:

data[i]

❖ where **i** is the *index*.

❖ In C++ and most computer languages, index starts with **0**.

Visiting All Elements

To visit all elements of an array, use a variable for index.

```
double data[] = { 32, 54, 67.5, 29, 35, 80, 115, 44.5,  
100, 65 };
```

```
for (int i = 0; i < 10; i++)  
{  
    cout << data[i] << endl;  
}
```

When `i` is 0, `data[i]` is `data[0]`, the first element.

When `i` is 1, `data[i]` is `data[1]`, the second element.

...When `i` is 9, `data[i]` is `data[9]`, the *last legal* element.

Bounds Error

A *bounds* error occurs when you access an element outside the legal set of indices:

```
cout << data[10];
```


Doing this can corrupt data
or cause your program to terminate.

DANGER!!!

DANGER!!!

DANGER!!!

Table 1 Defining Arrays

<pre>int numbers[10];</pre>	An array of ten integers.
<pre>const int SIZE = 10; int numbers[SIZE];</pre>	It is a good idea to use a named constant for the size.
 <pre>int size = 10; int numbers[size];</pre>	Error: The size must be a constant.
<pre>int squares[5] = { 0, 1, 4, 9, 16 };</pre>	An array of five integers, with initial values.
<pre>int squares[] = { 0, 1, 4, 9, 16 };</pre>	You can omit the array size if you supply initial values. The size is set to the number of initial values.
<pre>int squares[5] = { 0, 1, 4 };</pre>	If you supply fewer initial values than the size, the remaining values are set to 0. This array contains 0, 1, 4, 0, 0.
<pre>string names[3];</pre>	An array of three strings.

Use array to build a table

- How to display a date using English name for month?

```
int month;
```

```
...
```

```
if (month==1)
```

```
    cout <<"Jan";
```

```
else if (month==2)
```

```
    cout <<"Feb";
```

```
else if (month==3)
```

```
    cout << "Mar";
```

```
...
```

very long code!

Usage of array

- We can simplify the code using a table that maps 1 to Jan, 2 to Feb, 3 to Mar, ...
- How ?
 - `String month_names[12]={"Jan", "Feb", "Mar", "Apr", "May", "Jun", "July", "Aug", "Sep", "Oct", "Nov", "Dec"};`
 - `cout << month_names[month];`
 - Not quite, this maps 0 to Jan, 1 to Feb, ..
 - To fix: `cout << month_names[month-1];`

Usage of array

- We can simplify the code using a table that maps 1 to Jan, 2 to Feb, 3 to Mar, ...
- Alternatively:
 - `String month_names[13]={"", "Jan", "Feb", "Mar", "Apr", "May", "Jun", "July", "Aug", "Sep", "Oct", "Nov", "Dec"};`
 - `cout << month_names[month];`
- one liner versus if/elseif statement with 12 cases !

DataChecker function

- Create and use a table that maps month to the number of days in the month

- 1: 31
- 2: 28 or 29
- 3: 31
- 4: 30
- 5: 31
- ...

How to convert to using vector?

- What to do with Feb?

```
int DaysInMonth[13]={0,31,28,31,30,31,30,31,31,30,31,30,31};  
if (leap_year(yr))  
    DaysInMonth[2]=29;
```


Outline

- Function parameter passing
- Array recap
- **Array as a container: partially filled array**
- Passing array to function
- Some common functions on arrays
- 2D (two dimensional) arrays

Partially-Filled Arrays

- How to choose size for an array ?
 - pick a reasonable maximum number of elements
 - We call this quantity **capacity**, e.g.,

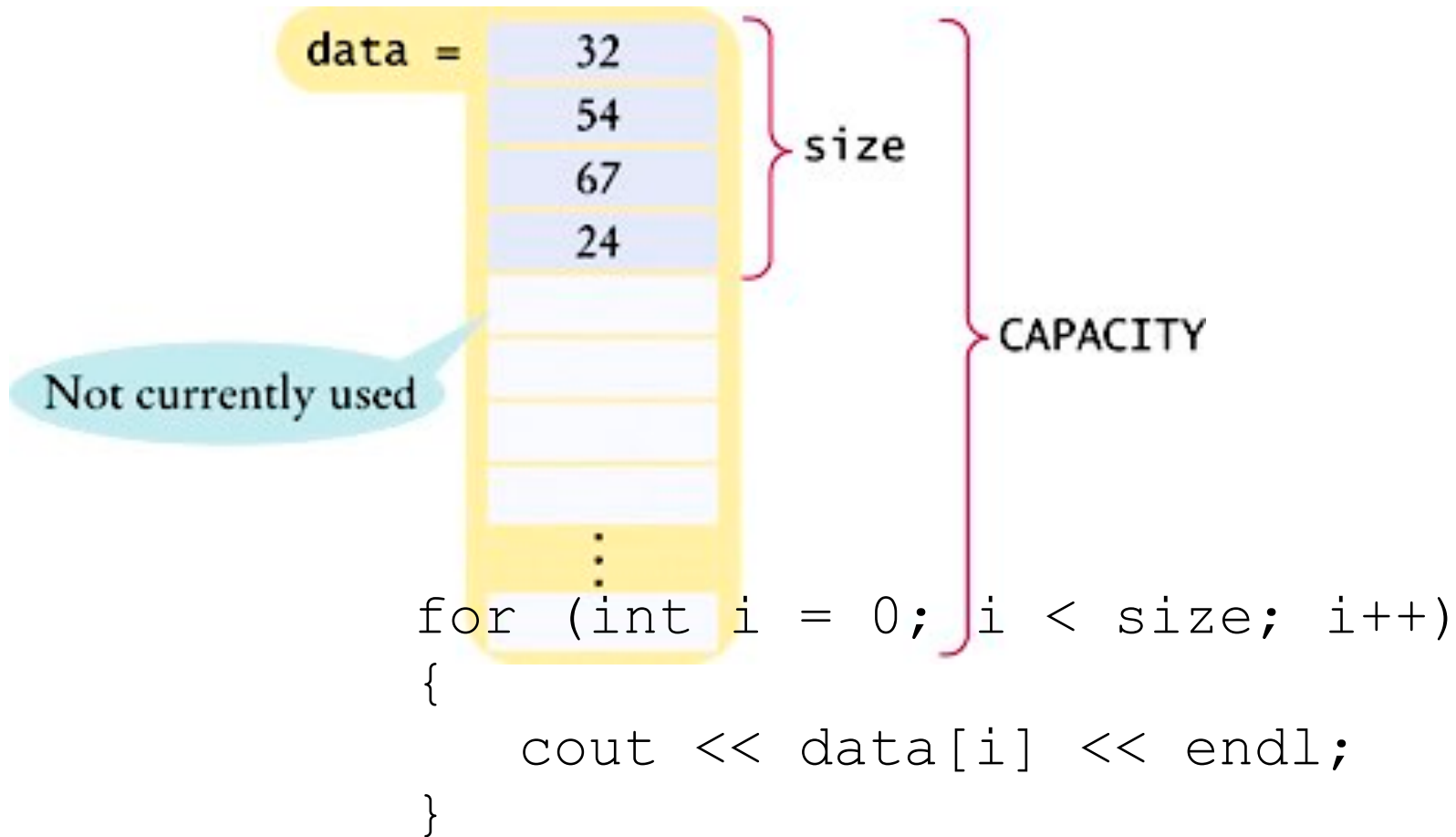
```
const int CAPACITY = 100;  
double data[CAPACITY];
```

- This array usually has less than *CAPACITY* elements in it
 - array is **partially filled**
 - use a companion variable to keep track # of elements in array

```
int size = 0; // array is empty initially
```

Partially-Filled Arrays

If only four elements have been stored in the array:




Partially-Filled Array

```
const int CAPACITY = 100;  
double data[CAPACITY];  
int size = 0;
```

```
double input;  
while (cin >> input)  
{  
    if (size < CAPACITY)  
    {  
        data[size] = x;  
        size++;  
    }  
}
```

Whenever size of the array
changes we update this
variable



Outline

- Function parameter passing
- Array recap
- Array as a container: partially filled array
- **Passing array to function**
- Some common functions on arrays
- 2D (two dimensional) arrays

Array Parameter

- ❑ When passing array to a function ...
 - use an empty pair of square brackets after parameter name to indicate it's an array.
 - Pass size of array (# of elements)

```
// calculate the sum of elements in an array
double sum(double data[], int size)
{
    double total = 0;
    for (int i = 0; i < size; i++)
    {
        total = total + data[i];
    }
    return total;
}
```

Exercise

- Write a function that calculate the average of values in the array of int

Array Parameters

- ❑ changes to array parameter are made to actual parameter, i.e., the array the caller passed to function:

```
void Initialize(double data[], int size)
{
    for (int i = 0; i < size; i++)
    {
        data[i] = 0;
    }
}
```

This works! But why?

in caller,

```
double my_array[20];
Initialize (my_array, 20);
```

Array Parameters

□ **data** is passed by value,

- At function call, parameter variable (**data**) is initialized with value of actual parameter (**my_array**)
- Key: recall array variable is a pointer (addr of first element of array)

```
void Initialize(double data[], int size)
{
    for (int i = 0; i < size; i++)
    {
        data[i] = 0;
    }
}
```

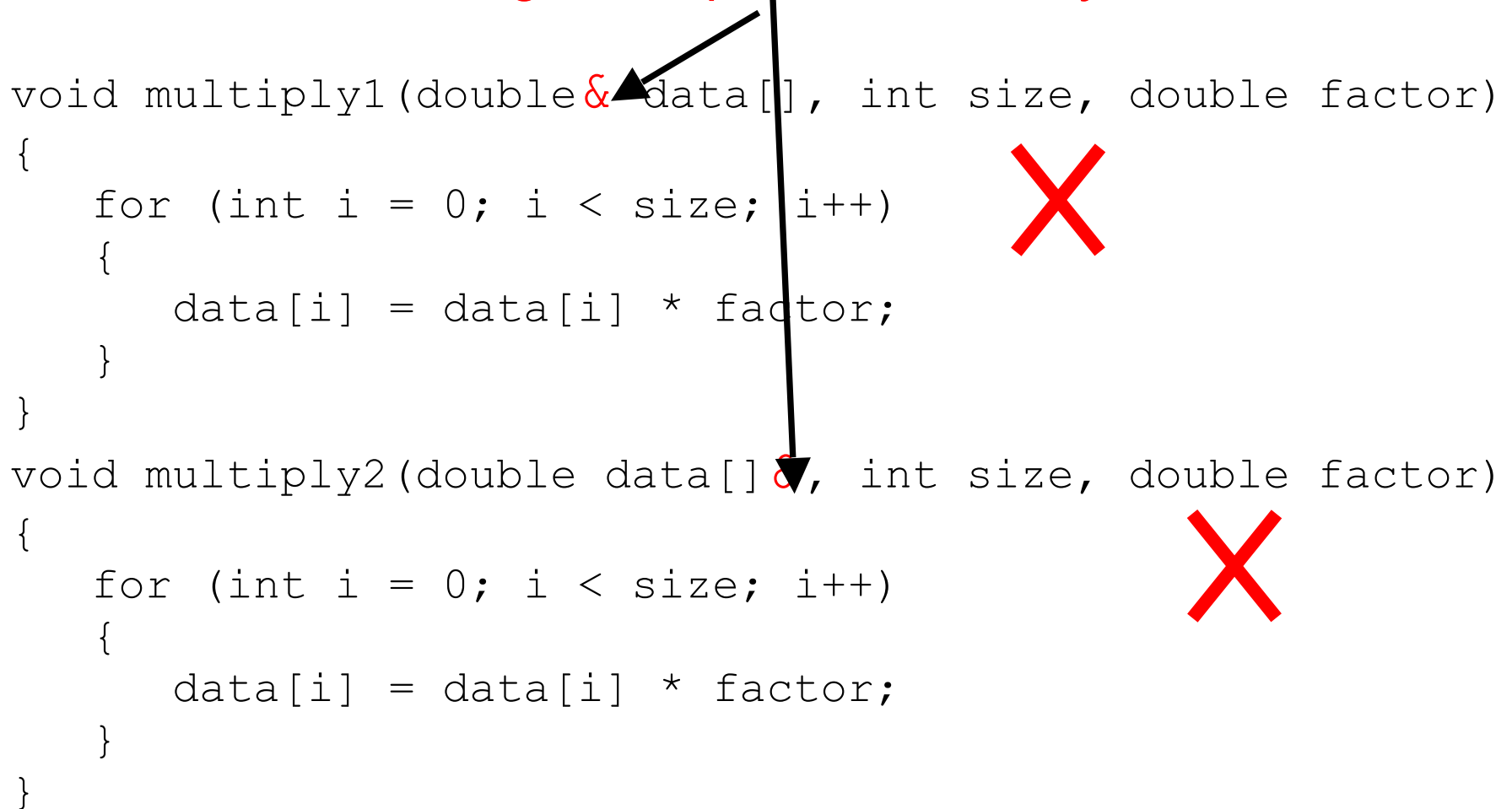
...

```
double my_array[20];
Initialize (my_array, 20);
```

Array Parameter

And **writing an ampersand is *always* an error:**

```
void multiply1(double &data[], int size, double factor)
{
    for (int i = 0; i < size; i++)
    {
        data[i] = data[i] * factor;
    }
}
void multiply2(double data[], int size, double factor)
{
    for (int i = 0; i < size; i++)
    {
        data[i] = data[i] * factor;
    }
}
```



Outline

- Function parameter passing
- Array recap
- Array as a container: partially filled array
- Passing array to function
- Some common functions on arrays
- 2D (two dimensional) arrays

Example functions on array

Search array for an element

```
/** search for value x in an array
```

```
@param values: array of ints
```

```
@param size: length of values
```

```
@param x: the value to look for
```

```
@return -1 if x is not in the array, otherwise, return the index */
```

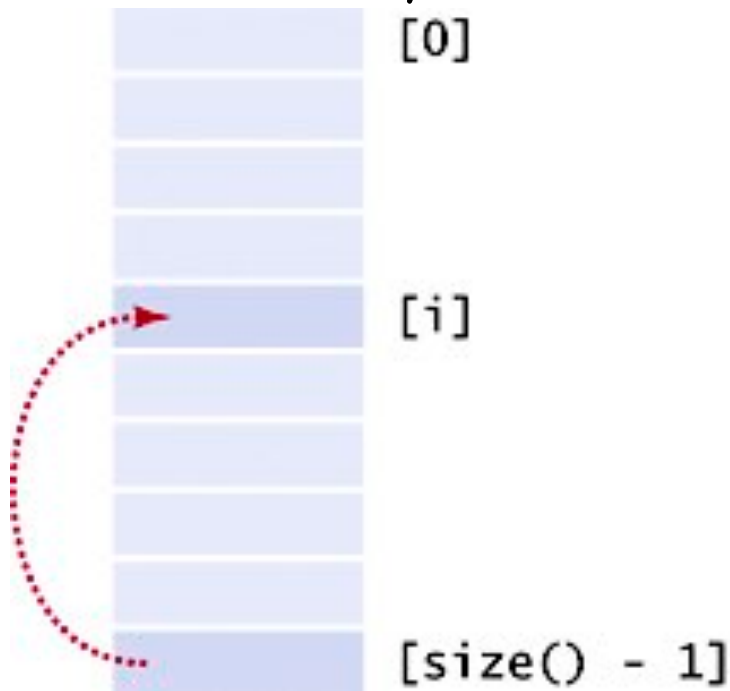
```
int search ( int values[ ], int size, int x)
```

```
{
```

```
}
```

Removing an Element*

- ❖ Suppose you want to remove the element at index i .
- ❖ If elements in the array are not in any particular order
 - ❖ Overwrite the element to be removed with the last element, then shrink the size by one



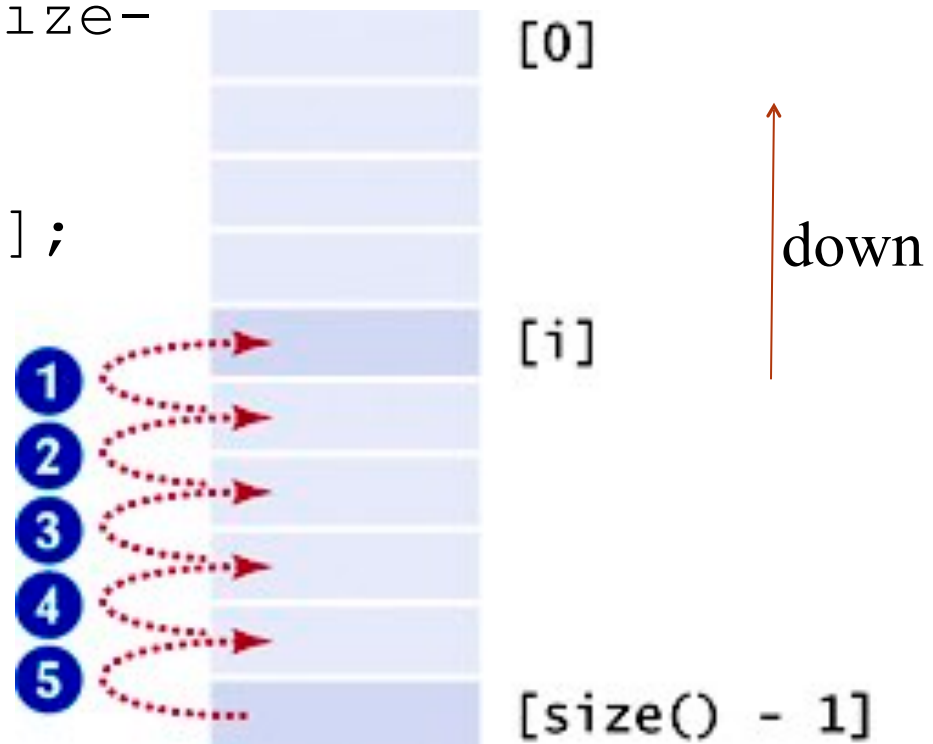
```
int last_pos = size - 1;  
data[i] = data[last_pos];  
size --;
```

Removing an Element (cont'd)*

If array is sorted

move all elements following the i -th element "down" (to a lower index), and then shrink the size by one

```
for (int j = pos; j < size-  
    1; j++)  
{  
    data[j] = data[j + 1];  
}  
size --;
```



Inserting an Element*

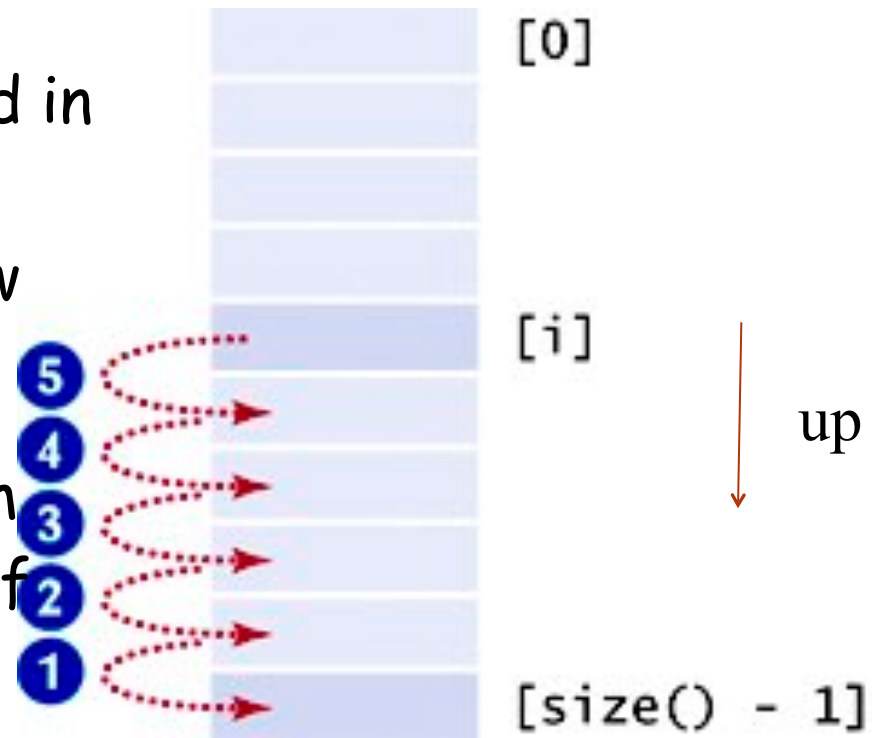
- ❖ Insert a new element into array
- ❖ `array[size] = data;`
- ❖ `size++;`

- ❖ If elements need to be sorted in order

- ❖ find position to insert new value

- ❖ Move **up** all elements from that location to the end of array

- ❖ Insert the new element at now vacant position `[i]`.



Outline

- Function parameter passing
- Array recap
- Array as a container: partially filled array
- Passing array to function
- Some common functions on arrays
- 2D (two dimensional) arrays

Two-Dimensional Arrays

- Collections of values that have a **two-dimensional** layout
 - E.g., multiplication table
 - E.g., configuration of game board (tic-tac-toe, chess...)
- Each element accessed with *rows* and *columns* index
 - ***two-dimensional array***, or a ***matrix***



x	0	1	2	3	4	5	6	7	8	9	10	11	12
0	0	0	0	0	0	0	0	0	0	0	0	0	0
1	0	1	2	3	4	5	6	7	8	9	10	11	12
2	0	2	4	6	8	10	12	14	16	18	20	22	24
3	0	3	6	9	12	15	18	21	24	27	30	33	36
4	0	4	8	12	16	20	24	28	32	36	40	44	48
5	0	5	10	15	20	25	30	35	40	45	50	55	60
6	0	6	12	18	24	30	36	42	48	54	60	66	72
7	0	7	14	21	28	35	42	49	56	63	70	77	84
8	0	8	16	24	32	40	48	56	64	72	80	88	96
9	0	9	18	27	36	45	54	63	72	81	90	99	108
10	0	10	20	30	40	50	60	70	80	90	100	110	120
11	0	11	22	33	44	55	66	77	88	99	110	121	132
12	0	12	24	36	48	60	72	84	96	108	120	132	144

TWO-DIMENSIONAL ARRAY

- Declare a 2D array:

```
const int ROWS_NUM = 10;  
const int COLS_NUM = 10;  
double multi_table[ROWS_NUM][COLS_NUM];
```

As with one-dimensional arrays, size in both dimension decided at compilation time, cannot be changed ...

- Individual elements are accessed by double subscripts:
multi_table[i][j]
 - multi_table[3][4] = 3*4;
 - **Use separate brackets!** , not multi_table[3,4] (wrong)

FILLING IN DATA

- To fill a two-dimensional array, use nested loops:

```
for (int i = 0; i < ROWS_NUM; i++)  
    for (int j = 0; j < COLS_NUM; j++)  
        multi_table[i][j] = i*j;
```

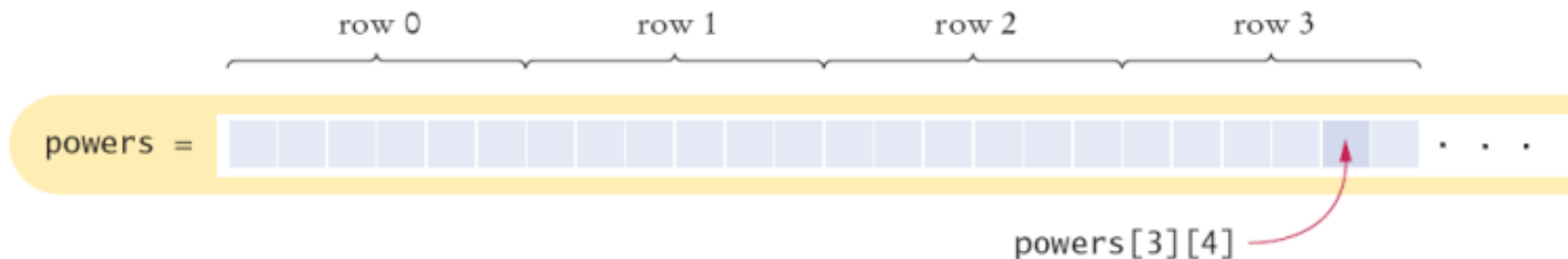
Computing Row and Column Totals

- A common task is to compute row or column totals.
- Row total:

```
for (int i=0; i< ROWS_NUM;i++)
{
    total = 0;
    for (int j=0; j < COLS_NUM, j++)
        total += multi_table[i][j];
    cout << " sum of row " << i <<" is " << total;
}
```

How is 2D array stored?

- Like 1D array, 2D array is also a low-level construct
 - 2D array stored in a contiguous block of memory: first row 0 elements, then row 1 elements, ...
- Compiler finds `multi_table[i][j]` by computing offset:
 - $i * \text{COLS_NUM} + j$ // there are i rows before me
 - Compiler needs to know `COLS_NUM` => **`COLS_NUM` must be a const**



PASSING TO FUNCTIONS

- Specify number of columns when declaring 2D array parameter

```
void print_table(double table[][COLS_NUM], int table_rows)
{
    const int WIDTH = 10;
    cout << fixed << setprecision(2);
    for (int i = 0; i < table_rows; i++)
    {
        for (int j = 0; j < COLS_NUM; j++)
            cout << setw(WIDTH) << table[i][j];
        cout << "\n";
    }
}
```

When calling this function, passing the name of the array

```
print_table (power_table, 4);
```

Common Error

Leaving out the columns value is a very common error.

```
int row_total(int table[][], int row)
...
```

The compiler doesn't know how "long" each row is!

Example

Putting a value for the rows is not an error.

```
int row_total(int table[17][COLUMNS], int  
row)  
...
```



The compiler just ignores whatever you place there.

2D Array Parameters

- Following function works only for 2D arrays with 6 columns.

```
const int POWERS_COL=6;
void print_table(const double table[][POWERS_COLS],
    int table_rows)
```

- To process 2D array with different column numbers:

- A different function:

```
const int COLUMNS_2 = 4;
int print_table_4(int table[][COLUMNS_2], int row)
{
    ...
}
```

SUMMARY

- Array
 - Declaration, fixed size at compilation time
 - Use of an int variable to store its size
 - Array assignment
 - Use array in function
 - Return an array
 - As parameter , need to pass the size ...
- 2D array accessed with two subscripts: row and column
 - Stored as 1D array
 - Compiler calculate index from row and column indices