

Machine Learning with WEKA

Eibe Frank

Department of Computer Science,
University of Waikato, New Zealand

- WEKA: A Machine Learning Toolkit
- The Explorer
 - Classification and Regression
 - Clustering
 - Association Rules
 - Attribute Selection
 - Data Visualization
- The Experimenter
- The Knowledge Flow GUI
- Conclusions

WEKA: the bird



Copyright: Martin Kramer (mkramer@wxs.nl)

WEKA: the software

- Machine learning/data mining software written in Java (distributed under the GNU Public License)
- Used for research, education, and applications
- Complements “Data Mining” by Witten & Frank
- Main features:
 - ◆ Comprehensive set of data pre-processing tools, learning algorithms and evaluation methods
 - ◆ Graphical user interfaces (incl. data visualization)
 - ◆ Environment for comparing learning algorithms

WEKA: versions

- There are several versions of WEKA:
 - ◆ WEKA 3.0: “book version” compatible with description in data mining book
 - ◆ WEKA 3.2: “GUI version” adds graphical user interfaces (book version is command-line only)
 - ◆ WEKA 3.3: “development version” with lots of improvements
- This talk is based on the latest snapshot of WEKA 3.3 (soon to be WEKA 3.4)

WEKA only deals with “flat” files

```
@relation heart-disease-simplified
```

```
@attribute age numeric
```

```
@attribute sex { female, male}
```

```
@attribute chest_pain_type { typ_angina, asympt, non_anginal, atyp_angina}
```

```
@attribute cholesterol numeric
```

```
@attribute exercise_induced_angina { no, yes}
```

```
@attribute class { present, not_present}
```

```
@data
```

```
63,male,typ_angina,233,no,not_present
```

```
67,male,asympt,286,yes,present
```

```
67,male,asympt,229,yes,present
```

```
38,female,non_anginal,?,no,not_present
```

```
...
```



Flat file in
ARFF format

WEKA only deals with “flat” files

@relation heart-disease-simplified

numeric attribute

@attribute age numeric

nominal attribute

@attribute sex { female, male}

@attribute chest_pain_type { typ_angina, asympt, non_anginal, atyp_angina}

@attribute cholesterol numeric

@attribute exercise_induced_angina { no, yes}

@attribute class { present, not_present}

@data

63,male,typ_angina,233,no,not_present

67,male,asympt,286,yes,present

67,male,asympt,229,yes,present

38,female,non_anginal,?,no,not_present

...



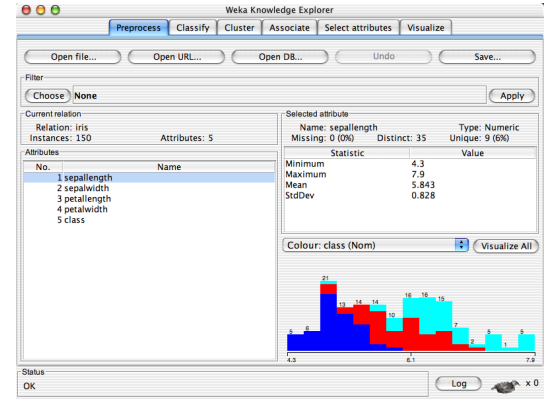
```

Welcome to the WEKA SimpleCLI

Enter commands in the textfield at the bottom of
the window. Use the up and down arrows to move
through previous commands.

> help

Command must be one of:
  java <classname> <args>
  break
  kill
  cls
  exit
  help <command>
  
```



Weka Experiment Environment

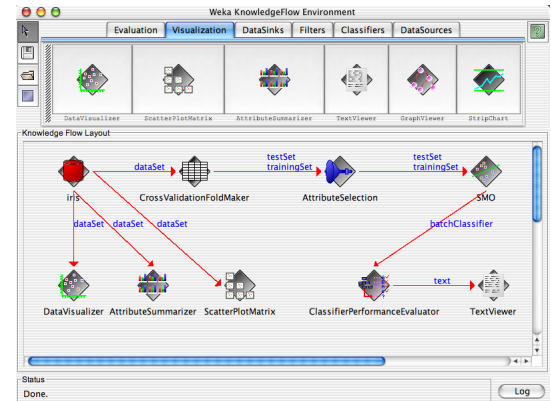
Experiment Configuration Mode: Simple Advanced

Results Destination: JDBC database URL: jdbc:tdb=experiments.prp

Experiment Type: Cross-validation (Number of folds: 10)

Iteration Control: Data sets first Algorithms first

Algorithms: J48 -C 0.25 -M 2, NeuralNetwork -L 0.3 -M 0.2 -N 500 -V 0 -S 0 -E 20 -H a, NaiveBayes





Weka GUI Chooser

Waikato Environment for Knowledge Analysis

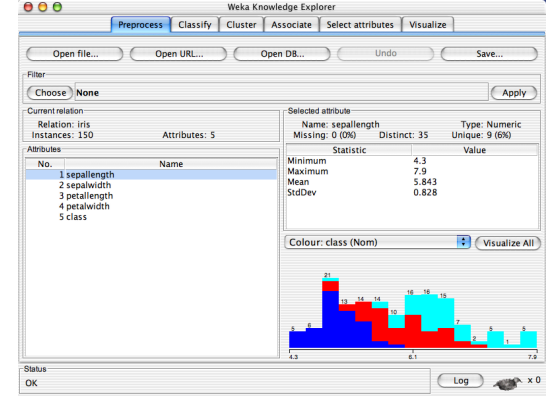
(c) 1999 - 2003
University of Waikato
New Zealand



GUI

Simple CLI Explorer

Experimenter KnowledgeFlow



Weka Experiment Environment

Experiment Configuration Mode: Simple Advanced

Results Destination: JDBC database URL: jdbc:tdb=experiments.prp

Experiment Type: Cross-validation

Number of folds: 10

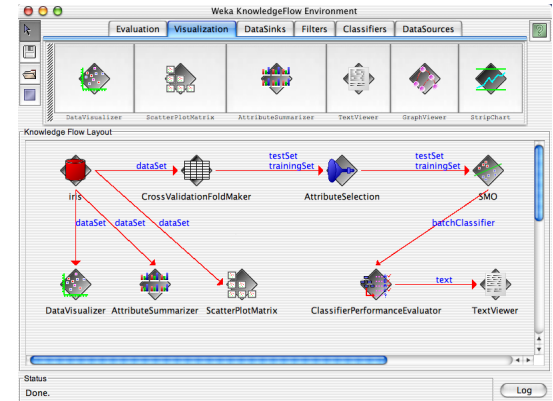
Classification Regression

Iteration Control: Number of repetitions: 10

Data sets first Algorithms first

Datasets: Add new... Delete selected... Add new... Delete selected...

Algorithms: J48 -C 0.25 -M 2, NeuralNetwork -L 0.3 -M 0.2 -N 500 -V 0 -S 0 -E 20 -H a, NaiveBayes





Weka GUI Chooser

Waikato Environment for Knowledge Analysis

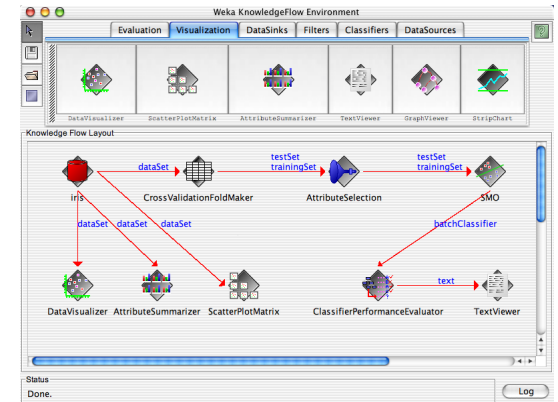
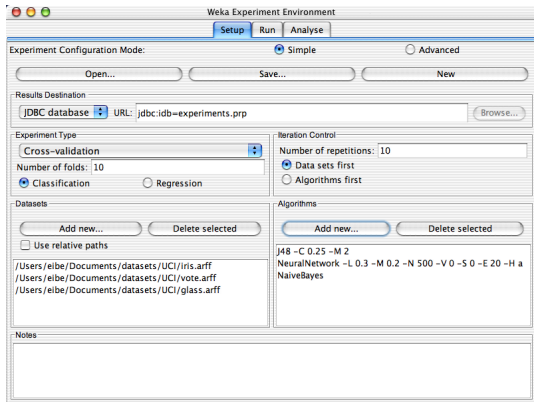
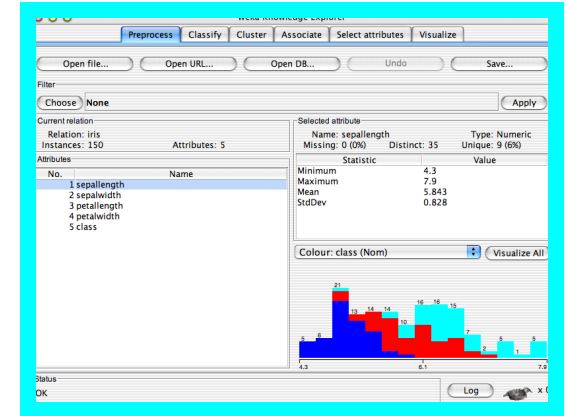
(c) 1999 - 2003
University of Waikato
New Zealand



GUI

Simple CLI Explorer

Experimenter KnowledgeFlow



Explorer: pre-processing the data

- Data can be imported from a file in various formats: ARFF, CSV, C4.5, binary
- Data can also be read from a URL or from an SQL database (using JDBC)
- Pre-processing tools in WEKA are called “filters”
- WEKA contains filters for:
 - ◆ Discretization, normalization, resampling, attribute selection, transforming and combining attributes, ...

Preprocess

Classify

Cluster

Associate

Select attributes

Visualize

Open file...

Open URL...

Open DB...

Undo

Save...

Filter

Choose **None**

Apply

Current relation

Relation: None

Instances: None

Attributes: None

Selected attribute

Name: None

Missing: None

Distinct: None

Type: None

Unique: None

Attributes

Empty list area for attributes.

Empty list area for selected attributes.



Visualize All

Status

Welcome to the Weka Knowledge Explorer

Log



Preprocess

Classify

Cluster

Associate

Select attributes

Visualize

Open file...

Open URL...

Open DB...

Undo

Save...

Filter

Choose

None

Apply

Current relation

Relation: None

Instances: None

Attributes: None

Selected attribute

Name: None

Missing: None

Distinct: None

Type: None

Unique: None

Attributes

Visualize All

Status

Welcome to the Weka Knowledge Explorer

Log



Preprocess

Classify

Cluster

Associate

Select attributes

Visualize

Open file...

Open URL...

Open DB...

Undo

Save...

Filter

Choose **None**

Apply

Current relation

Relation: iris
Instances: 150

Attributes: 5

Selected attribute

Name: sepalength Type: Numeric
Missing: 0 (0%) Distinct: 35 Unique: 9 (6%)

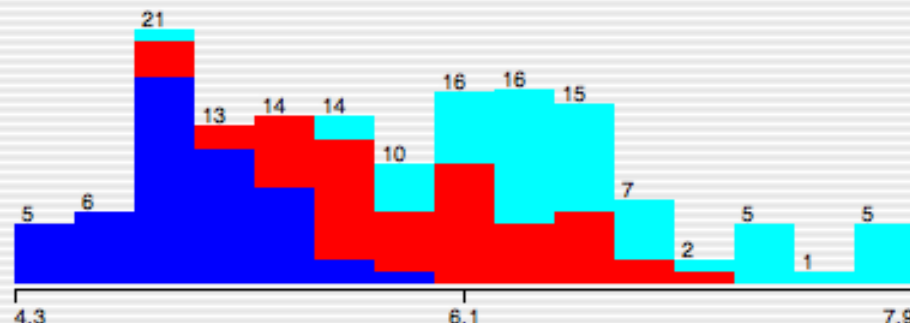
Attributes

No.	Name
1	sepalength
2	sepalwidth
3	petallength
4	petalwidth
5	class

Statistic	Value
Minimum	4.3
Maximum	7.9
Mean	5.843
StdDev	0.828

Colour: class (Nom)

Visualize All



Status

OK

Log



Open file... Open URL... Open DB... Undo Save...

Filter: Choose **None** Apply

Current relation
 Relation: iris
 Instances: 150
 Attributes: 5

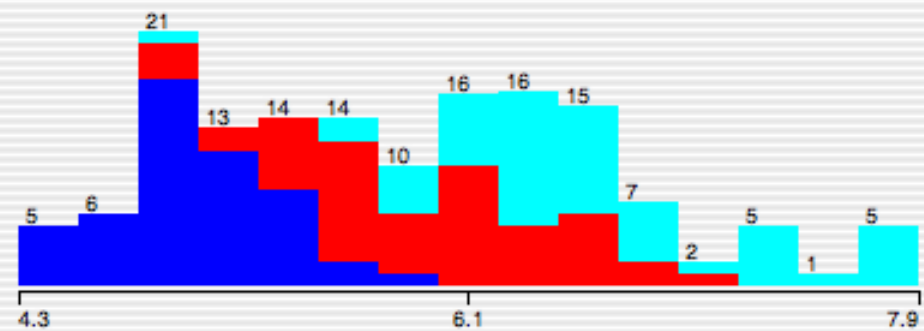
Selected attribute
 Name: sepallength
 Missing: 0 (0%)
 Distinct: 35
 Type: Numeric
 Unique: 9 (6%)

Attributes

No.	Name
1	sepallength
2	sepalwidth
3	petallength
4	petalwidth
5	class

Statistic	Value
Minimum	4.3
Maximum	7.9
Mean	5.843
StdDev	0.828

Colour: class (Nom) Visualize All



Status: OK

Preprocess

Classify

Cluster

Associate

Select attributes

Visualize

Open file...

Open URL...

Open DB...

Undo

Save...

Filter

Choose None

Apply

Current relation

Relation: iris
Instances: 150

Attributes: 5

Selected attribute

Name: class
Missing: 0 (0%)
Distinct: 3
Type: Nominal
Unique: 0 (0%)

Attributes

No.	Name
1	sepalength
2	sepalwidth
3	petallength
4	petalwidth
5	class

Label	Count
Iris-setosa	50
Iris-versicolor	50
Iris-virginica	50

Colour: class (Nom)

Visualize All

50



50



50



Status

OK

Log

x 0

Preprocess

Classify

Cluster

Associate

Select attributes

Visualize

Open file...

Open URL...

Open DB...

Undo

Save...

Filter

Choose None

Apply

Current relation

Relation: iris

Instances: 150

Attributes: 5

Attributes

No.	Name
1	sepalength
2	sepalwidth
3	petallength
4	petalwidth
5	class

Selected attribute

Name: class

Missing: 0 (0%)

Distinct: 3

Type: Nominal

Unique: 0 (0%)

Label	Count
Iris-setosa	50
Iris-versicolor	50
Iris-virginica	50

Colour: class (Nom)

Visualize All

50



50



50

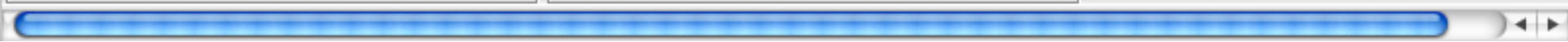
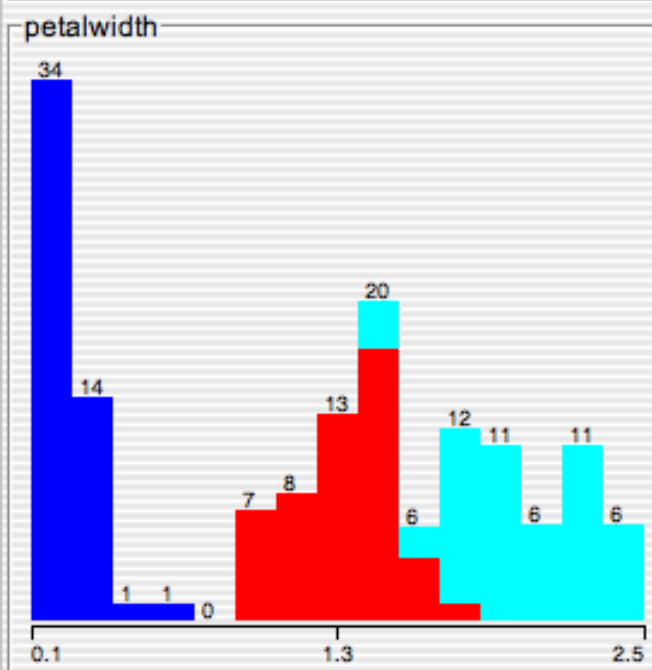
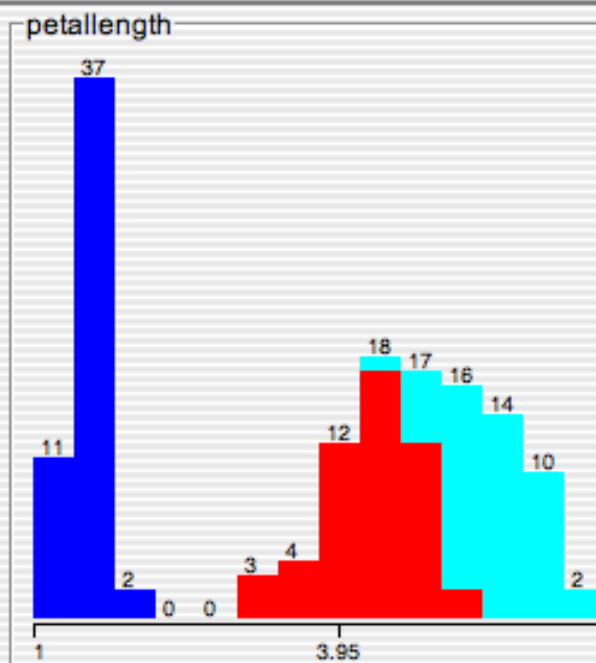
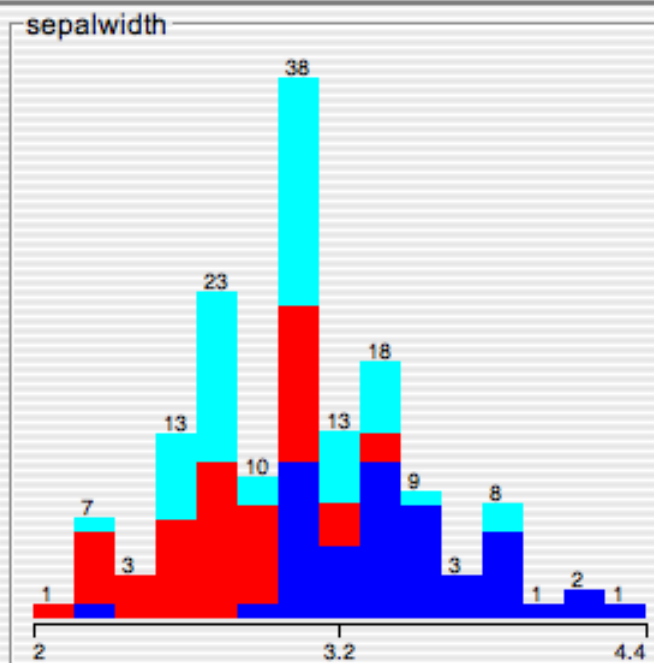
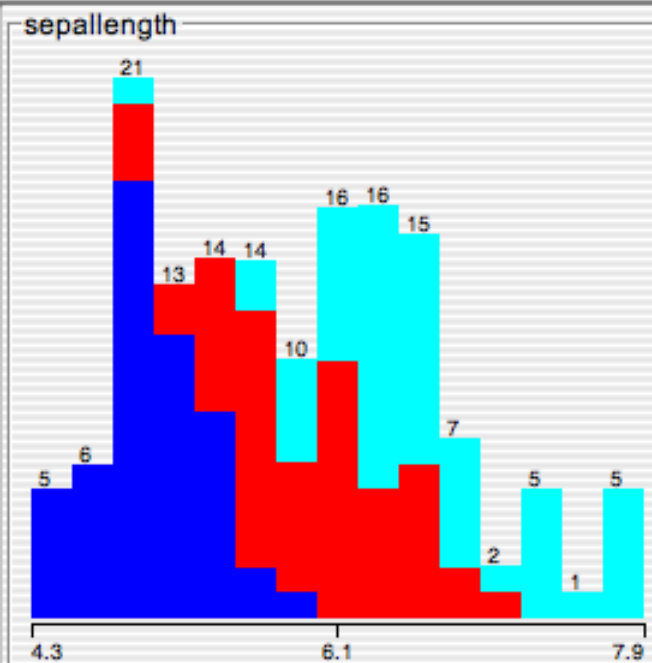


Status

OK

Log





Preprocess

Classify

Cluster

Associate

Select attributes

Visualize

Open file...

Open URL...

Open DB...

Undo

Save...

Filter

Choose None

Apply

Current relation

Relation: iris
Instances: 150

Attributes: 5

Selected attribute

Name: petallength
Missing: 0 (0%) Distinct: 43 Type: Numeric
Unique: 10 (7%)

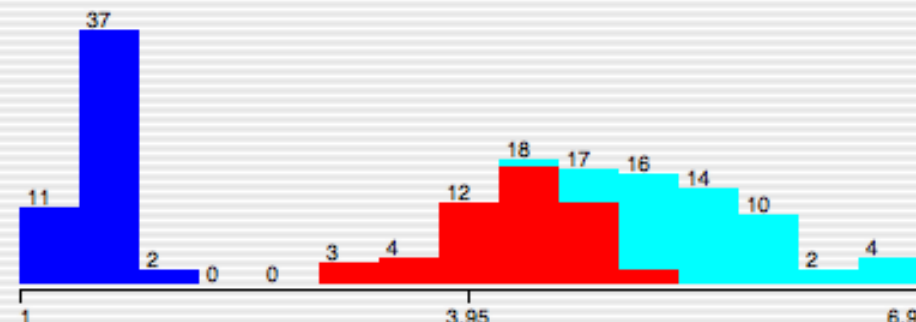
Attributes

No.	Name
1	sepalength
2	sepalwidth
3	petallength
4	petalwidth
5	class

Statistic	Value
Minimum	1
Maximum	6.9
Mean	3.759
StdDev	1.764

Colour: class (Nom)

Visualize All



Status

OK

Log

x 0

Open file... Open URL... Open DB... Undo Save...

Filter: Choose **None** Apply

Current relation:
 Relation: iris
 Instances: 150
 Attributes: 5

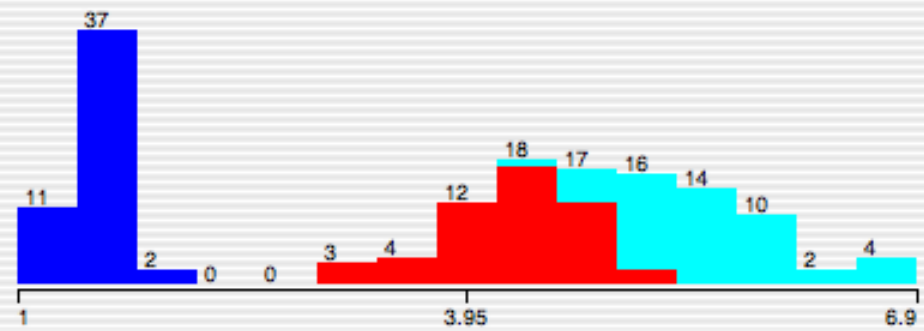
Selected attribute:
 Name: petallength
 Missing: 0 (0%) Distinct: 43
 Type: Numeric
 Unique: 10 (7%)

Attributes

No.	Name
1	sepalength
2	sepalwidth
3	petallength
4	petalwidth
5	class

Statistic	Value
Minimum	1
Maximum	6.9
Mean	3.759
StdDev	1.764

Colour: class (Nom) Visualize All



Status: OK

Preprocess

Classify

Cluster

Associate

Select attributes

Visualize

Open file...

Open URL...

Open DB...

Undo

Save...

Filter

- weka
 - filters
 - unsupervised
 - attribute
 - instance

Apply

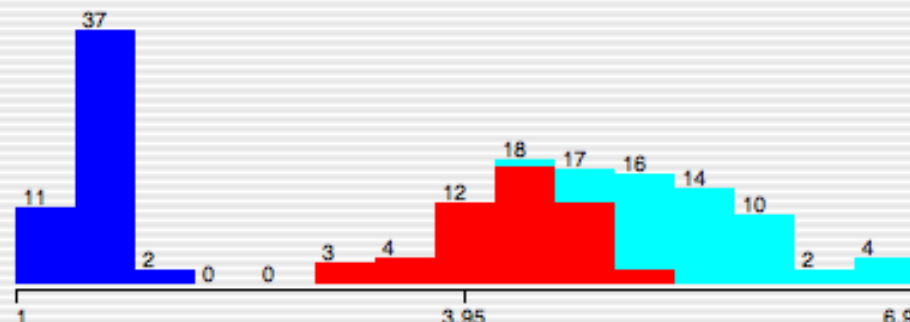
Selected attribute

Name: petallength Type: Numeric
 Missing: 0 (0%) Distinct: 43 Unique: 10 (7%)

Statistic	Value
Minimum	1
Maximum	6.9
Mean	3.759
StdDev	1.764

Colour: class (Nom)

Visualize All



Status

OK

Log



Preprocess

Classify

Cluster

Associate

Select attributes

Visualize

Open file...

Open URL...

Open DB...

Undo

Save...

Filter

- weka
 - filters
 - unsupervised
 - attribute
 - instance

Apply

Selected attribute

Name: petallength

Type: Numeric

Missing: 0 (0%)

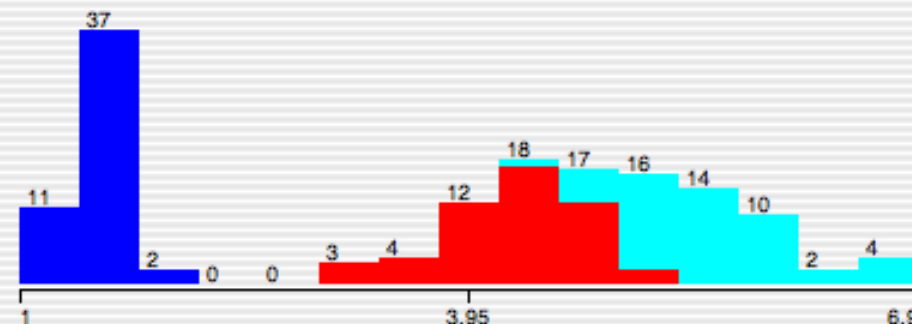
Distinct: 43

Unique: 10 (7%)

Statistic	Value
Minimum	1
Maximum	6.9
Mean	3.759
StdDev	1.764

Colour: class (Nom)

Visualize All



Status

OK

Log

x 0

Preprocess

Classify

Cluster

Associate

Select attributes

Visualize

Open file...

Open URL...

Open DB...

Undo

Save...

Filter

- weka
 - filters
 - unsupervised
 - attribute
 - Add
 - AddCluster
 - AddExpression
 - AddNoise
 - Copy
 - Discretize**
 - FirstOrder
 - MakeIndicator
 - MergeTwoValues
 - NominalToBinary
 - Normalize
 - NumericToBinary
 - NumericTransform
 - Obfuscate
 - PKIDiscretize
 - Remove
 - RemoveType

Apply

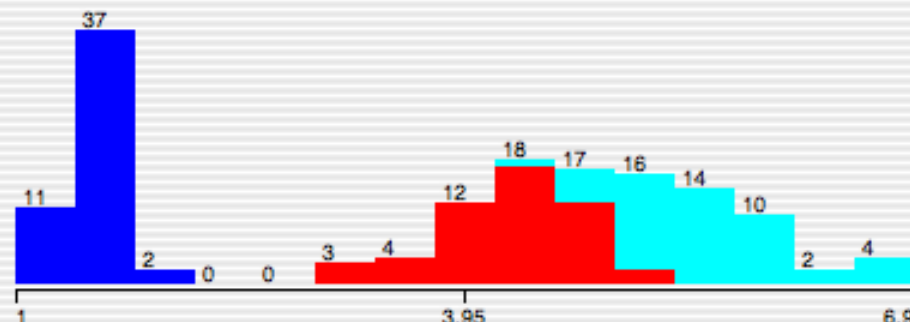
Selected attribute

Name: petallength Type: Numeric
 Missing: 0 (0%) Distinct: 43 Unique: 10 (7%)

Statistic	Value
Minimum	1
Maximum	6.9
Mean	3.759
StdDev	1.764

Colour: class (Nom)

Visualize All



Status

OK

Log



Preprocess

Classify

Cluster

Associate

Select attributes

Visualize

Open file...

Open URL...

Open DB...

Undo

Save...

Filter

Choose

Discretize -B 10 -R first-last

Apply

Current relation

Relation: iris

Instances: 150

Attributes: 5

Selected attribute

Name: petallength

Type: Numeric

Missing: 0 (0%)

Distinct: 43

Unique: 10 (7%)

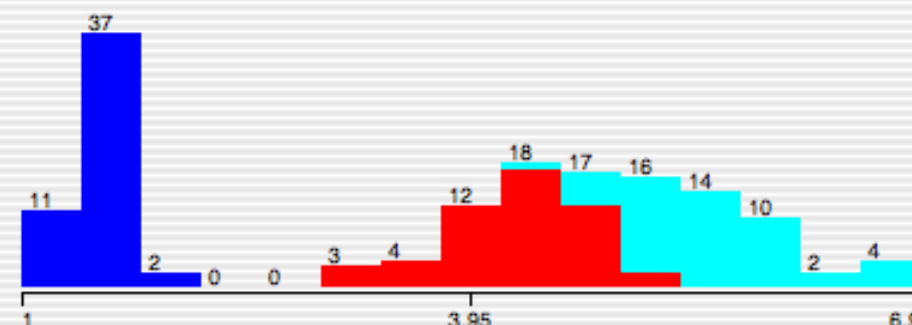
Attributes

No.	Name
1	sepalength
2	sepalwidth
3	petallength
4	petalwidth
5	class

Statistic	Value
Minimum	1
Maximum	6.9
Mean	3.759
StdDev	1.764

Colour: class (Nom)

Visualize All



Status

OK

Log



x 0

Filter
 Choose **Discretize -B 10 -R first-last** Apply

Current relation
 Relation: iris
 Instances: 150
 Attributes: 5

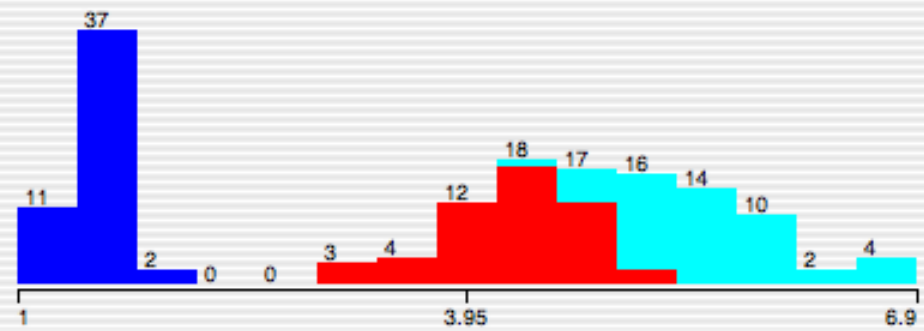
Selected attribute
 Name: petalength
 Missing: 0 (0%)
 Distinct: 43
 Unique: 10 (7%)
 Type: Numeric

Attributes

No.	Name
1	sepalength
2	sepalwidth
3	petalength
4	petalwidth
5	class

Statistic	Value
Minimum	1
Maximum	6.9
Mean	3.759
StdDev	1.764

Colour: class (Nom) Visualize All



Preprocess

Classify

Cluster

Associate

Select attributes

Visualize

Open file...

Open URL...

Open DB...

Undo

Save...

Filter

Choose **Discretize -B 10 -R first-last**



weka.gui.GenericObjectEditor

Apply

Current relation

Relation: iris

Instances: 150

Attributes: !

Attributes

No.	Name
1	sepalength
2	sepalwidth
3	petallength
4	petalwidth
5	class

weka.filters.unsupervised.attribute.Discretize

About

An instance filter that discretizes a range of numeric attributes in the dataset into nominal attributes.

More

: Numeric
: 10 (7%)

e

attributeIndices first-last

bins 10

findNumBins False

invertSelection False

makeBinary False

useEqualFrequency False

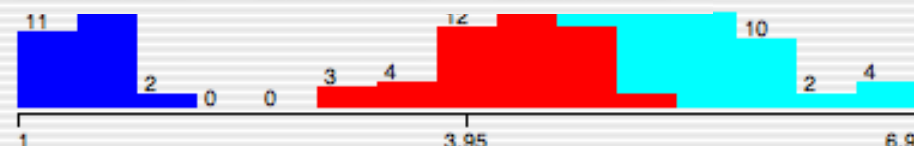
Visualize All

Open...

Save...

OK

Cancel



Status

OK

Log



Preprocess

Classify

Cluster

Associate

Select attributes

Visualize

Open file...

Open URL...

Open DB...

Undo

Save...

Filter

Choose Discretize -B 10 -R first-last

Apply

Current relation

Relation: iris

Instances: 150

Attributes: !

Attributes

No.	Name
1	sepal.length
2	sepal.width
3	petal.length
4	petal.width
5	class

weka.gui.GenericObjectEditor

weka.filters.unsupervised.attribute.Discretize

About

An instance filter that discretizes a range of numeric attributes in the dataset into nominal attributes.

More

: Numeric
: 10 (7%)

attributeIndices first-last

bins 10

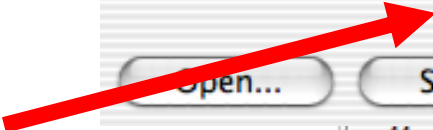
findNumBins False

invertSelection False

makeBinary False

useEqualFrequency False

Visualize All

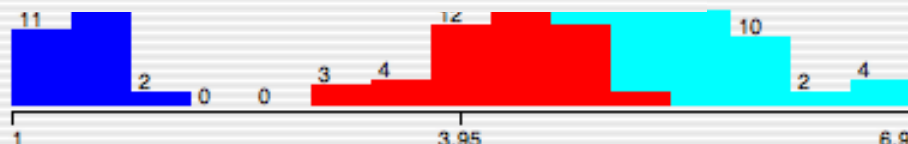


Open...

Save...

OK

Cancel



Status

OK

Log

x 0

Preprocess

Classify

Cluster

Associate

Select attributes

Visualize

Open file...

Open URL...

Open DB...

Undo

Save...

Filter

Choose **Discretize -B 10 -R first-last**



weka.gui.GenericObjectEditor

Apply

Current relation

Relation: iris
Instances: 150

Attributes: !

Attributes

No.	Name
1	sepalength
2	sepalwidth
3	petallength
4	petalwidth
5	class

weka.filters.unsupervised.attribute.Discretize

About

An instance filter that discretizes a range of numeric attributes in the dataset into nominal attributes.

More

: Numeric
: 10 (7%)

e

attributeIndices first-last

bins 10

findNumBins False

invertSelection False

makeBinary False

useEqualFrequency True

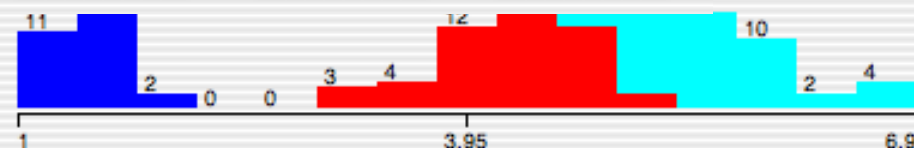
Visualize All

Open...

Save...

OK

Cancel



Status

OK

Log



Filter Choose **Discretize -B 10 -R first-last**

Current relation Relation: iris Instances: 150 Attributes: !

No.	Name
1	sepalength
2	sepalwidth
3	petallength
4	petalwidth
5	class

weka.gui.GenericObjectEditor Apply

weka.filters.unsupervised.attribute.Discretize

About An instance filter that discretizes a range of numeric attributes in the dataset into nominal attributes. More

attributeIndices first-last

bins 10

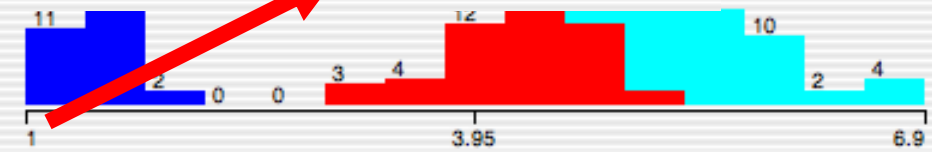
findNumBins False

invertSelection False

makeBinary False

useEqualFrequency True

Open... Save... OK Cancel



Status OK

Preprocess

Classify

Cluster

Associate

Select attributes

Visualize

Open file...

Open URL...

Open DB...

Undo

Save...

Filter

Choose **Discretize -F -B 10 -R first-last**

Apply

Current relation

Relation: iris
Instances: 150

Attributes: 5

Attributes

No.	Name
1	sepalength
2	sepalwidth
3	petallength
4	petalwidth
5	class

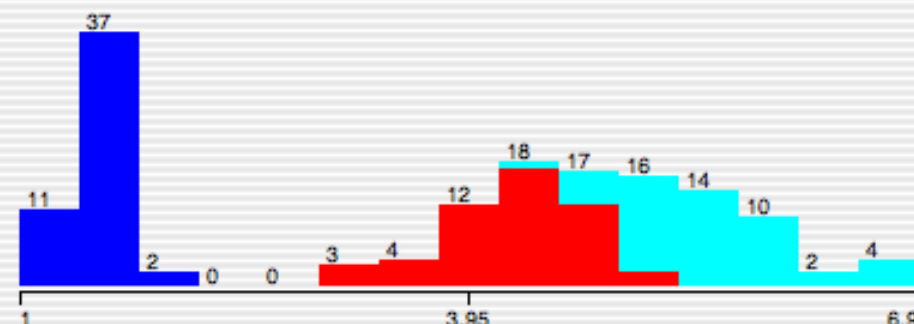
Selected attribute

Name: petallength Type: Numeric
Missing: 0 (0%) Distinct: 43 Unique: 10 (7%)

Statistic	Value
Minimum	1
Maximum	6.9
Mean	3.759
StdDev	1.764

Colour: class (Nom)

Visualize All



Status

OK

Log



Filter

Choose **Discretize -F -B 10 -R first-last** Apply

Current relation

Relation: iris
Instances: 150
Attributes: 5

Selected attribute

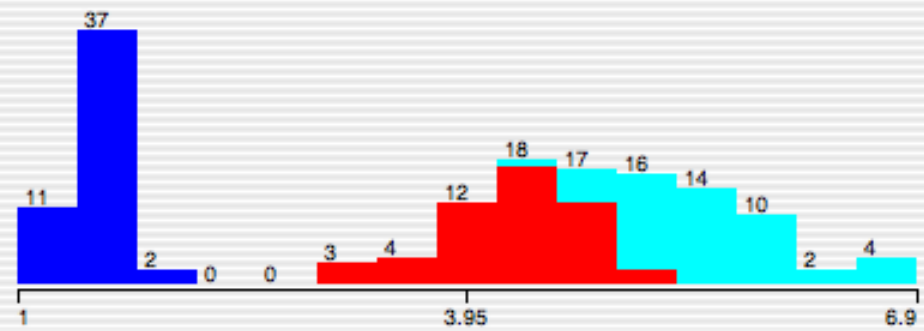
Name: petallength Type: Numeric
Missing: 0 (0%) Distinct: 43 Unique: 10 (7%)

Attributes

No.	Name
1	sepalength
2	sepalwidth
3	petallength
4	petalwidth
5	class

Statistic	Value
Minimum	1
Maximum	6.9
Mean	3.759
StdDev	1.764

Colour: class (Nom) Visualize All



Preprocess

Classify

Cluster

Associate

Select attributes

Visualize

Open file...

Open URL...

Open DB...

Undo

Save...

Filter

Choose

Discretize -F -B 10 -R first-last

Apply

Current relation

Relation: iris-weka.filters.unsupervised.attribute.Disc...

Instances: 150

Attributes: 5

Attributes

No.	Name
1	sepalength
2	sepalwidth
3	petallength
4	petalwidth
5	class

Selected attribute

Name: petallength

Type: Nominal

Missing: 0 (0%)

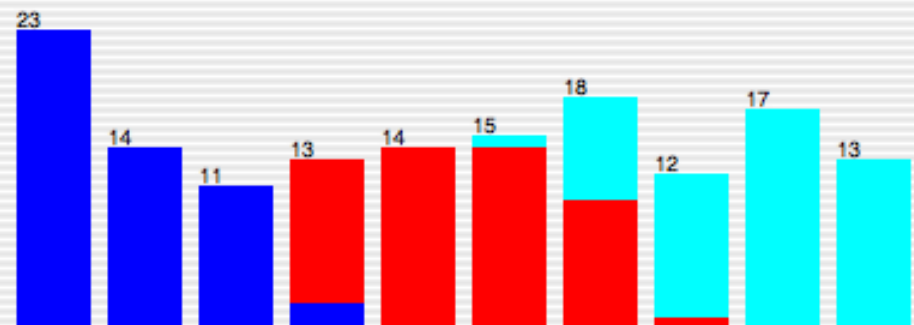
Distinct: 10

Unique: 0 (0%)

Label	Count
'(-inf-1.45]'	23
'(1.45-1.55]'	14
'(1.55-1.8]'	11
'(1.8-3.95]'	13
'(3.95-4.35]'	14
'(4.35-4.65]'	15
'(4.65-5.05]'	18

Colour: class (Nom)

Visualize All



Status

OK

Log

x 0

Explorer: building “classifiers”

- Classifiers in WEKA are models for predicting nominal or numeric quantities
- Implemented learning schemes include:
 - ◆ Decision trees and lists, instance-based classifiers, support vector machines, multi-layer perceptrons, logistic regression, Bayes’ nets, ...
- “Meta”-classifiers include:
 - ◆ Bagging, boosting, stacking, error-correcting output codes, locally weighted learning, ...

Preprocess

Classify

Cluster

Associate

Select attributes

Visualize

Classifier

Choose

ZeroR

Test options

 Use training set Supplied test set

Set...

 Cross-validation Folds 10 Percentage split % 66

More options...

(Nom) class

Start

Stop

Result list (right-click for options)

Classifier output

Status

OK

Log

 x 0

Preprocess

Classify

Cluster

Associate

Select attributes

Visualize

Classifier

Choose ZeroR

Test options

 Use training set Supplied test set Cross-validation Folds Percentage split % (Nom) class

Result list (right-click for options)

Classifier output

Status

OK

 x 0

Preprocess

Classify

Cluster

Associate

Select attributes

Visualize

Classifier

- weka
 - classifiers
 - bayes
 - functions
 - lazy
 - meta
 - misc
 - trees
 - adtree
 - DecisionStump
 - Id3
 - j48
 - J48**
 - lmt
 - m5
 - RandomForest
 - RandomTree
 - REPTree
 - UserClassifier
 - rules

Classifier output

Status

OK

Log



Preprocess

Classify

Cluster

Associate

Select attributes

Visualize

Classifier

Choose J48 -C 0.25 -M 2

Test options

 Use training set Supplied test set Set... Cross-validation Folds 10 Percentage split % 66

More options...

(Nom) class

Start

Stop

Result list (right-click for options)

Classifier output

Status

OK

Log

 x 0

Preprocess

Classify

Cluster

Associate

Select attributes

Visualize

Classifier

Choose J48 -C 0.25 -M 2

Test options

 Use training set Supplied test set Cross-validation Folds Percentage split % (Nom) class

Result list (right-click for options)

Classifier output

Status

OK

 x 0

Preprocess

Classify

Cluster

Associate

Select attributes

Visualize

Classifier

Choose J48 -C 0.25 -M 2

Test options

 Use training set Supplied test set Set... Cross-validation Folds 10 Percentage split % 66

More options...

(Nom) class

Start

Stop

Result list (right-click for options)

weka.gui.GenericObjectEditor

weka.classifiers.trees.j48.J48

binarySplits False

confidenceFactor 0.25

minNumObj 2

numFolds 3

reducedErrorPruning False

saveInstanceData False

subtreeRaising True

unpruned False

useLaplace False

Open...

Save...

OK

Cancel

Status

OK

Log

 x 0

Preprocess

Classify

Cluster

Associate

Select attributes

Visualize

Classifier

Choose J48 -C 0.25 -M 2

Test options

 Use training set Supplied test set Set... Cross-validation Folds 10 Percentage split % 66

More options...

(Nom) class

Start

Stop

Result list (right-click for options)

weka.gui.GenericObjectEditor

weka.classifiers.trees.j48.J48

binarySplits False

confidenceFactor 0.25

minNumObj 2

numFolds 3

reducedErrorPruning False

saveInstanceData False

subtreeRaising True

unpruned False

useLaplace False

Open...

Save...

OK

Cancel

Status

OK

Log

 x 0

Preprocess

Classify

Cluster

Associate

Select attributes

Visualize

Classifier

Choose J48 -C 0.25 -M 2

Test options

 Use training set Supplied test set Set... Cross-validation Folds 10 Percentage split % 66

More options...

(Nom) class

Start

Stop

Result list (right-click for options)

Classifier output

Status

OK

Log

 x 0

Preprocess

Classify

Cluster

Associate

Select attributes

Visualize

Classifier

Choose

J48 -C 0.25 -M 2

Test options

Use training set

Supplied test set

Set...

Cross-validation

Folds

10

Percentage split

%

66

More options...

(Nom) class

Start

Stop

Result list (right-click for options)

Classifier output

Status

OK

Log

 x 0

Preprocess

Classify

Cluster

Associate

Select attributes

Visualize

Classifier

Choose

J48 -C 0.25 -M 2

Test options

 Use training set Supplied test set

Set...

 Cross-validation Folds 10 Percentage split % 66

More options...

(Nom) class

Start

Stop

Result list (right-click for options)

Classifier output

Status

OK

Log



x 0

Preprocess

Classify

Cluster

Associate

Select attributes

Visualize

Classifier

Choose **J48 -C 0.25 -M 2**

Test options

Use training set

Supplied test set

Cross-validation Folds

Percentage split %

(Nom) class

Result list (right-click for options)

Classifier output

Status

OK

 x 0

Preprocess

Classify

Cluster

Associate

Select attributes

Visualize

Classifier

Choose J48 -C 0.25 -M 2

Test options

 Use training set Supplied test set Set... Cross-validation Folds 10 Percentage split % 66

More options...

(Nom) class

Start

Stop

Result list (right-click for options)

Classifier output

Classifier evaluation opt

 Output model Output per-class stats Output entropy evaluation measures Output confusion matrix Store predictions for visualization Output text predictions on test set Cost-sensitive evaluation Set...

Random seed for XVal / % Split 1

OK

Status

OK

Log

 x 0

Preprocess

Classify

Cluster

Associate

Select attributes

Visualize

Classifier

Choose J48 -C 0.25 -M 2

Test options

 Use training set Supplied test set Set... Cross-validation Folds 10 Percentage split % 66

More options...

(Nom) class

Start

Stop

Result list (right-click for options)

Classifier output

Classifier evaluation opt

 Output model Output per-class stats Output entropy evaluation measures Output confusion matrix Store predictions for visualization Output text predictions on test set Cost-sensitive evaluation Set...

Random seed for XVal / % Split 1

OK

Status

OK

Log

x 0

Preprocess

Classify

Cluster

Associate

Select attributes

Visualize

Classifier

Choose

J48 -C 0.25 -M 2

Test options

 Use training set Supplied test set

Set...

 Cross-validation Folds 10 Percentage split % 66

More options...

(Nom) class

Start

Stop

Result list (right-click for options)

Classifier output

Status

OK

Log



x 0

Preprocess

Classify

Cluster

Associate

Select attributes

Visualize

Classifier

Choose

J48 -C 0.25 -M 2

Test options

Use training set

Supplied test set

Set...

Cross-validation Folds 10

Percentage split % 66

More options...

(Nom) class

Start

Stop

Result list (right-click for options)

Classifier output

Status

OK

Log

 x 0

Preprocess

Classify

Cluster

Associate

Select attributes

Visualize

Classifier

Choose J48 -C 0.25 -M 2

Test options

 Use training set Supplied test set

Set...

 Cross-validation Folds 10 Percentage split % 66

More options...

(Nom) class

Start

Stop

Result list (right-click for options)

11:49:05 - trees.j48.J48

Classifier output

=== Run information ===

Scheme: weka.classifiers.trees.j48.J48 -C 0.25 -M 2

Relation: iris

Instances: 150

Attributes: 5
sepalength
sepalwidth
petallength
petalwidth
class

Test mode: split 66% train, remainder test

=== Classifier model (full training set) ===

J48 pruned tree

petalwidth <= 0.6: Iris-setosa (50.0)
petalwidth > 0.6
| petalwidth <= 1.7
| | petallength <= 4.9: Iris-versicolor (48.0/1.0)
| | petallength > 4.9
| | | petalwidth <= 1.5: Iris-virginica (3.0)
| | | petalwidth > 1.5: Iris-versicolor (3.0/1.0)
| petalwidth > 1.7: Iris-virginica (46.0/1.0)

Number of Leaves : 5

Status

OK

Log

 x 0

Preprocess

Classify

Cluster

Associate

Select attributes

Visualize

Classifier

Choose J48 -C 0.25 -M 2

Test options

 Use training set Supplied test set

Set...

 Cross-validation Folds 10 Percentage split % 66

More options...

(Nom) class

Start

Stop

Result list (right-click for options)

11:49:05 - trees.j48.J48

Classifier output

=== Run information ===

Scheme: weka.classifiers.trees.j48.J48 -C 0.25 -M 2

Relation: iris

Instances: 150

Attributes: 5

sepalength

sepalwidth

petallength

petalwidth

class

Test mode: split 66% train, remainder test

=== Classifier model (full training set) ===

J48 pruned tree

petalwidth <= 0.6: Iris-setosa (50.0)

petalwidth > 0.6

| petalwidth <= 1.7

| | petallength <= 4.9: Iris-versicolor (48.0/1.0)


| | petallength > 4.9

| | | petalwidth <= 1.5: Iris-virginica (3.0)

| | | petalwidth > 1.5: Iris-versicolor (3.0/1.0)

| petalwidth > 1.7: Iris-virginica (46.0/1.0)

Number of Leaves : 5



Status

OK

Log



x 0

Preprocess

Classify

Cluster

Associate

Select attributes

Visualize

Classifier

Choose J48 -C 0.25 -M 2

Test options

 Use training set Supplied test set Set... Cross-validation Folds 10 Percentage split % 66

More options...

(Nom) class

Start

Stop

Result list (right-click for options)

11:49:05 - trees.j48.J48

Classifier output

Time taken to build model: 0.24 seconds

=== Evaluation on test split ===

=== Summary ===

Correctly Classified Instances	49	96.0784 %
Incorrectly Classified Instances	2	3.9216 %
Kappa statistic	0.9408	
Mean absolute error	0.0396	
Root mean squared error	0.1579	
Relative absolute error	8.8979 %	
Root relative squared error	33.4091 %	
Total Number of Instances	51	

=== Detailed Accuracy By Class ===

TP Rate	FP Rate	Precision	Recall	F-Measure	Class
1	0	1	1	1	Iris-setosa
1	0.063	0.905	1	0.95	Iris-versicolor
0.882	0	1	0.882	0.938	Iris-virginica

=== Confusion Matrix ===

a	b	c	<-- classified as
15	0	0	a = Iris-setosa
0	19	0	b = Iris-versicolor
0	2	15	c = Iris-virginica

Status

OK

Log

x 0

Preprocess

Classify

Cluster

Associate

Select attributes

Visualize

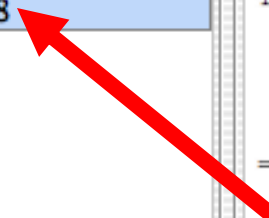
Classifier

Choose J48 -C 0.25 -M 2

Test options

 Use training set Supplied test set Cross-validation Folds Percentage split % (Nom) class

Result list (right-click for options)

11:49:05 - trees.j48.J48 

Classifier output

Time taken to build model: 0.24 seconds

=== Evaluation on test split ===

=== Summary ===

Correctly Classified Instances	49	96.0784 %
Incorrectly Classified Instances	2	3.9216 %
Kappa statistic	0.9408	
Mean absolute error	0.0396	
Root mean squared error	0.1579	
Relative absolute error	8.8979 %	
Root relative squared error	33.4091 %	
Total Number of Instances	51	

=== Detailed Accuracy By Class ===

TP Rate	FP Rate	Precision	Recall	F-Measure	Class
1	0	1	1	1	Iris-setosa
1	0.063	0.905	1	0.95	Iris-versicolor
0.882	0	1	0.882	0.938	Iris-virginica

=== Confusion Matrix ===

a	b	c	<-- classified as
15	0	0	a = Iris-setosa
0	19	0	b = Iris-versicolor
0	2	15	c = Iris-virginica

Status

OK

 x 0

Preprocess

Classify

Cluster

Associate

Select attributes

Visualize

Classifier

Choose J48 -C 0.25 -M 2

Test options

 Use training set Supplied test set

Set...

 Cross-validation Folds 10 Percentage split % 66

More options...

(Nom) class

Start

Stop

Result list (right-click for options)

11:49:05 - trees.j48.J48

View in main window

View in separate window

Save result buffer

Load model

Save model

Re-evaluate model on current test set

Visualize classifier errors

Visualize tree

Visualize margin curve

Visualize threshold curve

Visualize cost curve

Classifier output

Time taken to build model: 0.24 seconds

=== Evaluation on test split ===

=== Summary ===

Correctly Classified Instances	49	96.0784 %
Incorrectly Classified Instances	2	3.9216 %
Kappa statistic	0.9408	
Mean absolute error	0.0396	
Root mean squared error	0.1579	
Relative absolute error	8.8979 %	
Root relative squared error	33.4091 %	
Total Number of Instances	51	

=== Detailed Accuracy By Class ===

Recall	F-Measure	Class
1	1	Iris-setosa
1	0.95	Iris-versicolor
0.882	0.938	Iris-virginica

Status

OK

Log

x 0

Preprocess

Classify

Cluster

Associate

Select attributes

Visualize

Classifier

Choose

J48 - C 0.25 - M 2



Weka Classifier Tree Visualizer: 11:49:05 - trees.j48.J48 (iris)

Test options

- Use training set
- Supplied test set
- Cross-validation
- Percentage split

More options

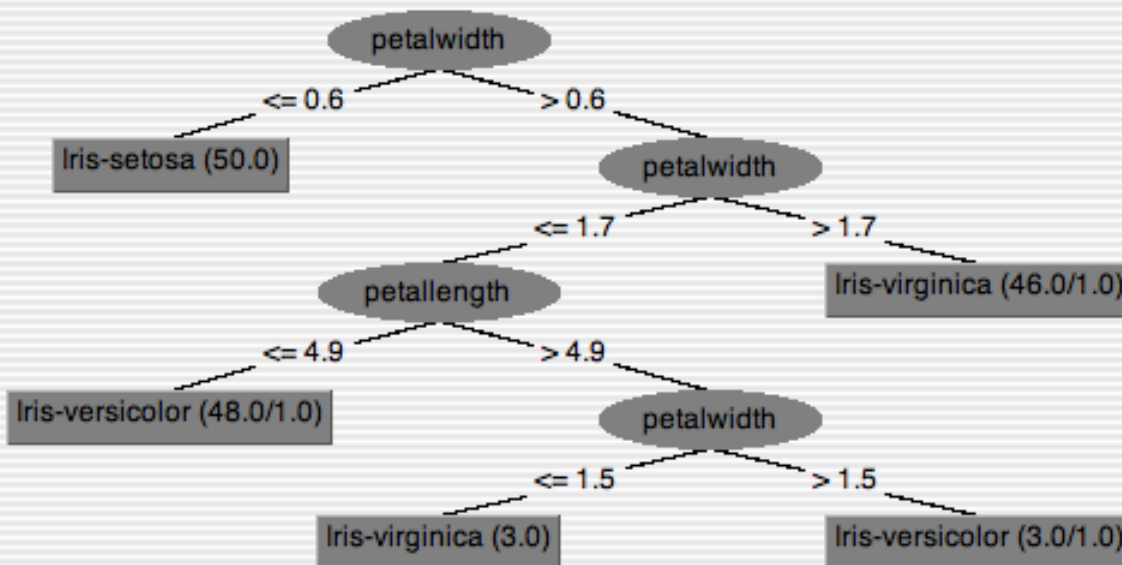
(Nom) class

Start

Result list (right-click for)

11:49:05 - trees.j48.J

Tree View



96.0784 %
3.9216 %

class
is-setosa
is-versicolor
is-virginica

```

10 0 0 | a = Iris-setosa
0 19 0 | b = Iris-versicolor
0 2 15 | c = Iris-virginica
    
```

Status

OK

Log



Preprocess

Classify

Cluster

Associate

Select attributes

Visualize

Classifier

Choose J48 -C 0.25 -M 2

Test options

 Use training set Supplied test set Set... Cross-validation Folds 10 Percentage split % 66

More options...

(Nom) class

Start

Stop

Result list (right-click for options)

11:49:05 - trees.j48.J48

View in main window

View in separate window

Save result buffer

Load model

Save model

Re-evaluate model on current test set

Visualize classifier errors

Visualize tree

Visualize margin curve

Visualize threshold curve

Visualize cost curve

Classifier output

Time taken to build model: 0.24 seconds

=== Evaluation on test split ===

=== Summary ===

Correctly Classified Instances	49	96.0784 %
Incorrectly Classified Instances	2	3.9216 %
Kappa statistic	0.9408	
Mean absolute error	0.0396	
Root mean squared error	0.1579	
Relative absolute error	8.8979 %	
Root relative squared error	33.4091 %	
Total Number of Instances	51	

=== Detailed Accuracy By Class ===

Recall	F-Measure	Class
1	1	Iris-setosa
1	0.95	Iris-versicolor
0.882	0.938	Iris-virginica

lor
ca

Status

OK

Log

x 0

Preprocess

Classify

Cluster

Associate

Select attributes

Visualize

Classifier

Choose **J48 -C 0.25 -M 2**

Test options

- Use training set
- Supplied test set
- Cross-validation
- Percentage split

Weka Classifier Visualize: 11:49:05 - trees.j48.J48 (iris)

X: petallength (Num)

Y: petalwidth (Num)

Colour: class (Nom)

Select Instance

Reset

Clear


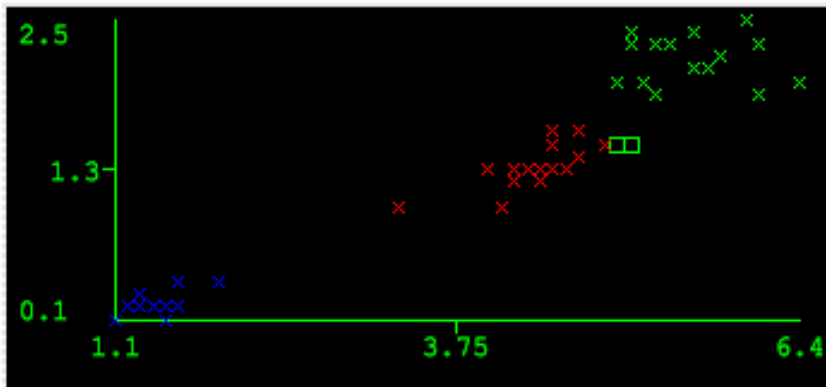
Save

Jitter



96.0784 %
3.9216 %

More options Plot: iris_predicted



class
is-setosa
is-versicolor
is-virginica

Class colour

Iris-setosa Iris-versicolor Iris-virginica

```
0 15 0 | b = Iris-versicolor
0 2 15 | c = Iris-virginica
```

Result list (right-click for)

11:49:05 - trees.j48.J

Status

OK

Log



Preprocess

Classify

Cluster

Associate

Select attributes

Visualize

Classifier

Choose J48 -C 0.25 -M 2

Test options

 Use training set Supplied test set Set... Cross-validation Folds 10 Percentage split % 66

More options...

(Nom) class

Start

Stop

Result list (right-click for options)

11:49:05 - trees.j48.J48

Classifier output

Time taken to build model: 0.24 seconds

=== Evaluation on test split ===

=== Summary ===

Correctly Classified Instances	49	96.0784 %
Incorrectly Classified Instances	2	3.9216 %
Kappa statistic	0.9408	
Mean absolute error	0.0396	
Root mean squared error	0.1579	
Relative absolute error	8.8979 %	
Root relative squared error	33.4091 %	
Total Number of Instances	51	

=== Detailed Accuracy By Class ===

TP Rate	FP Rate	Precision	Recall	F-Measure	Class
1	0	1	1	1	Iris-setosa
1	0.063	0.905	1	0.95	Iris-versicolor
0.882	0	1	0.882	0.938	Iris-virginica

=== Confusion Matrix ===

a	b	c	<-- classified as
15	0	0	a = Iris-setosa
0	19	0	b = Iris-versicolor
0	2	15	c = Iris-virginica

Status

OK

Log

x 0

Preprocess

Classify

Cluster

Associate

Select attributes

Visualize

Classifier

Choose J48 -C 0.25 -M 2

Test options

 Use training set Supplied test set Cross-validation Folds 10 Percentage split % 66

(Nom) class

Result list (right-click for options)

11:49:05 - trees.j48.J48

Classifier output

Time taken to build model: 0.24 seconds

=== Evaluation on test split ===

=== Summary ===

Correctly Classified Instances	49	96.0784 %
Incorrectly Classified Instances	2	3.9216 %
Kappa statistic	0.9408	
Mean absolute error	0.0396	
Root mean squared error	0.1579	
Relative absolute error	8.8979 %	
Root relative squared error	33.4091 %	
Total Number of Instances	51	

=== Detailed Accuracy By Class ===

TP Rate	FP Rate	Precision	Recall	F-Measure	Class
1	0	1	1	1	Iris-setosa
1	0.063	0.905	1	0.95	Iris-versicolor
0.882	0	1	0.882	0.938	Iris-virginica

=== Confusion Matrix ===

a	b	c	<-- classified as
15	0	0	a = Iris-setosa
0	19	0	b = Iris-versicolor
0	2	15	c = Iris-virginica

Status

OK



x 0

Preprocess

Classify

Cluster

Associate

Select attributes

Visualize

Classifier

- weka
 - classifiers
 - bayes
 - functions
 - LeastMedSq
 - LinearRegression
 - Logistic
 - neural
 - NeuralNetwork
 - pace
 - supportVector
 - SimpleLinearRegression
 - SimpleLogistic
 - VotedPerceptron
 - Winnow
 - lazy
 - meta
 - misc
 - trees
 - rules

output

Time taken to build model: 0.24 seconds

Evaluation on test split ===

Summary ===

Correctly Classified Instances	49	96.0784 %
Incorrectly Classified Instances	2	3.9216 %
Kappa Statistic	0.9408	
Absolute Error	0.0396	
Mean Squared Error	0.1579	
Root Mean Squared Error	8.8979 %	
Relative Squared Error	33.4091 %	
Number of Instances	51	

Failed Accuracy By Class ===

	FP Rate	Precision	Recall	F-Measure	Class
	0	1	1	1	Iris-setosa
	0.063	0.905	1	0.95	Iris-versicolor
	0	1	0.882	0.938	Iris-virginica

Confusion Matrix ===

```

a b c | <-- classified as
15 0 0 | a = Iris-setosa
0 19 0 | b = Iris-versicolor
0 2 15 | c = Iris-virginica

```

Status

OK

Log



x 0

Preprocess

Classify

Cluster

Associate

Select attributes

Visualize

Classifier

Choose NeuralNetwork -L 0.3 -M 0.2 -N 500 -V 0 -S 0 -E 20 -H a

Test options

 Use training set Supplied test set

Set...

 Cross-validation Folds 10 Percentage split % 66

More options...

(Nom) class

Start

Stop

Result list (right-click for options)

11:49:05 - trees.j48.J48

Classifier output

=== Evaluation on test split ===

=== Summary ===

Correctly Classified Instances	49	96.0784 %
Incorrectly Classified Instances	2	3.9216 %
Kappa statistic	0.9408	
Mean absolute error	0.0396	
Root mean squared error	0.1579	
Relative absolute error	8.8979 %	
Root relative squared error	33.4091 %	
Total Number of Instances	51	

=== Detailed Accuracy By Class ===

TP Rate	FP Rate	Precision	Recall	F-Measure	Class
1	0	1	1	1	Iris-setosa
1	0.063	0.905	1	0.95	Iris-versicolor
0.882	0	1	0.882	0.938	Iris-virginica

=== Confusion Matrix ===

```

a b c <-- classified as
15 0 0 | a = Iris-setosa
0 19 0 | b = Iris-versicolor
0 2 15 | c = Iris-virginica

```

Status

OK

Log



x 0

Preprocess

Classify

Cluster

Associate

Select attributes

Visualize

Classifier

Choose NeuralNetwork -L 0.3 -M 0.2 -N 500 -V 0 -S 0 -E 20 -H a

Test options

 Use training set Supplied test set

Set...

 Cross-validation Folds 10 Percentage split % 66

More options...

(Nom) class

Start

Stop

Result list (right-click for options)

11:49:05 - trees.j48.J48

Classifier output

=== Evaluation on test split ===

=== Summary ===

Correctly Classified Instances	49	96.0784 %
Incorrectly Classified Instances	2	3.9216 %
Kappa statistic	0.9408	
Mean absolute error	0.0396	
Root mean squared error	0.1579	
Relative absolute error	8.8979 %	
Root relative squared error	33.4091 %	
Total Number of Instances	51	

=== Detailed Accuracy By Class ===

TP Rate	FP Rate	Precision	Recall	F-Measure	Class
1	0	1	1	1	Iris-setosa
1	0.063	0.905	1	0.95	Iris-versicolor
0.882	0	1	0.882	0.938	Iris-virginica

=== Confusion Matrix ===

```

a b c <-- classified as
15 0 0 | a = Iris-setosa
0 19 0 | b = Iris-versicolor
0 2 15 | c = Iris-virginica

```

Status

OK

Log



Preprocess

Classify

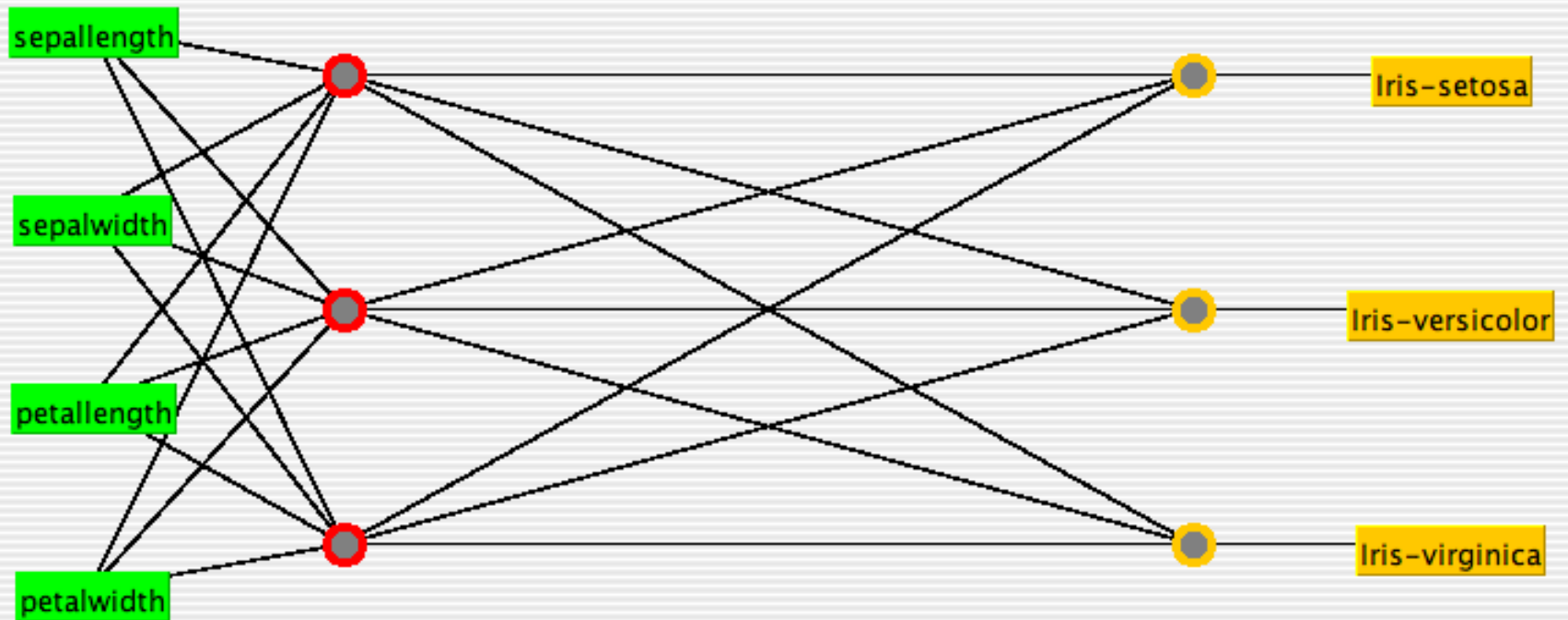
Cluster

Associate

Select attributes

Visualize

Neural Network



Controls

Start

Epoch 0

Num Of Epochs 500

Accept

Error per Epoch = 0

Learning Rate = 0.3

Momentum = 0.2

building model on training data...

Preprocess

Classify

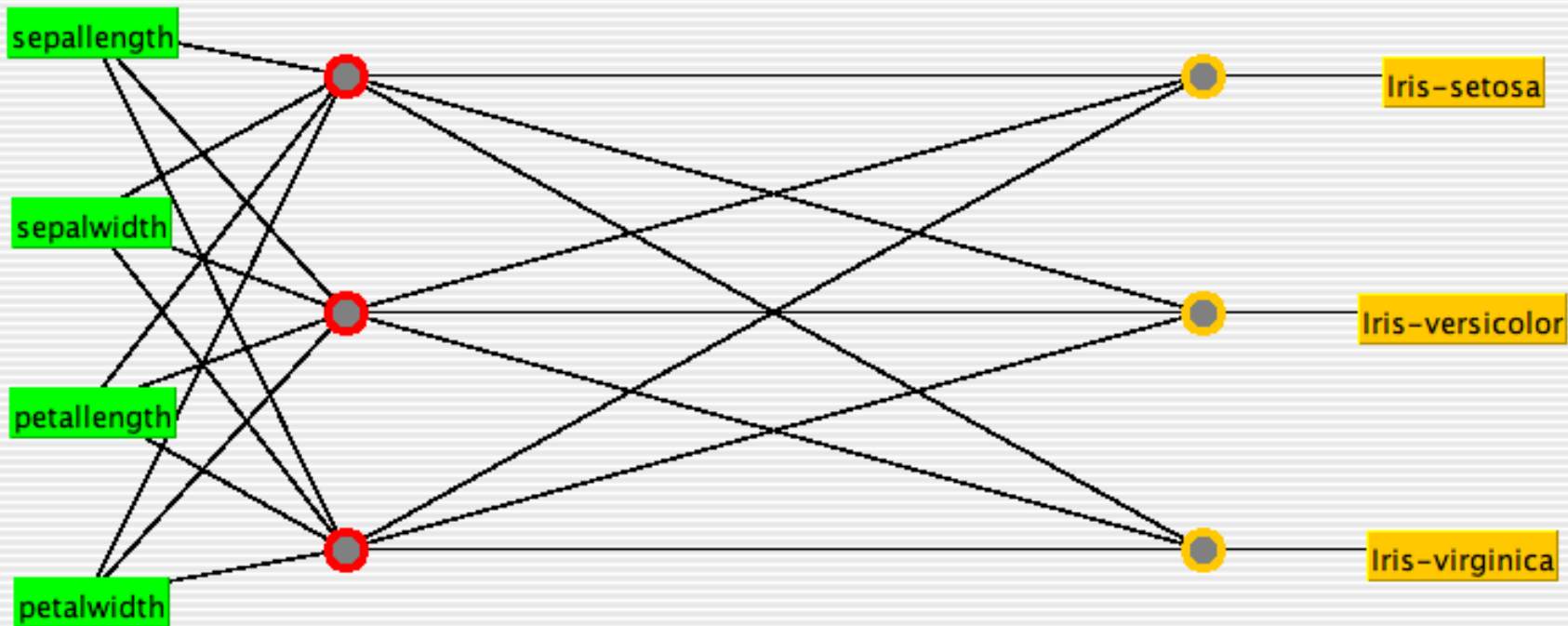
Cluster

Associate

Select attributes

Visualize

Neural Network



Controls

Start

Epoch 0

Num Of Epochs 500

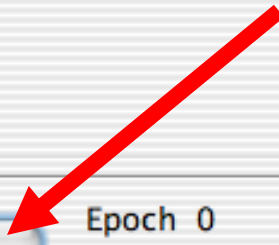
Accept

Error per Epoch = 0

Learning Rate = 0.3

Momentum = 0.2

building model on training data...



Preprocess

Classify

Cluster

Associate

Select attributes

Visualize

Classifier

Choose NeuralNetwork -L 0.3 -M 0.2 -N 500 -V 0 -S 0 -E 20 -H a -G -R

Test options

 Use training set Supplied test set Set... Cross-validation Folds 10 Percentage split % 66

More options...

(Nom) class

Start

Stop

Result list (right-click for options)

11:49:05 - trees.j48.J48

14:34:28 - functions.neural.NeuralNetwork

Classifier output

=== Evaluation on test split ===

=== Summary ===

Correctly Classified Instances	50	98.0392 %
Incorrectly Classified Instances	1	1.9608 %
Kappa statistic	0.9704	
Mean absolute error	0.0239	
Root mean squared error	0.1101	
Relative absolute error	5.3594 %	
Root relative squared error	23.2952 %	
Total Number of Instances	51	

=== Detailed Accuracy By Class ===

TP Rate	FP Rate	Precision	Recall	F-Measure	Class
1	0	1	1	1	Iris-setosa
1	0.031	0.95	1	0.974	Iris-versicolor
0.941	0	1	0.941	0.97	Iris-virginica

=== Confusion Matrix ===

```

a b c <-- classified as
15 0 0 | a = Iris-setosa
0 19 0 | b = Iris-versicolor
0 1 16 | c = Iris-virginica

```

Status

OK

Log

x 0

Preprocess

Classify

Cluster

Associate

Select attributes

Visualize

Classifier

Choose NeuralNetwork -L 0.3 -M 0.2 -N 500 -V 0 -S 0 -E 20 -H a -G -R

Test options

 Use training set Supplied test set

Set...

 Cross-validation Folds 10 Percentage split % 66

More options...

(Nom) class

Start

Stop

Result list (right-click for options)

11:49:05 - trees.j48.J48

14:34:28 - functions.neural.NeuralNetwork

Classifier output

=== Evaluation on test split ===

=== Summary ===

Correctly Classified Instances	50	98.0392 %
Incorrectly Classified Instances	1	1.9608 %
Kappa statistic	0.9704	
Mean absolute error	0.0239	
Root mean squared error	0.1101	
Relative absolute error	5.3594 %	
Root relative squared error	23.2952 %	
Total Number of Instances	51	

=== Detailed Accuracy By Class ===

TP Rate	FP Rate	Precision	Recall	F-Measure	Class
1	0	1	1	1	Iris-setosa
1	0.031	0.95	1	0.974	Iris-versicolor
0.941	0	1	0.941	0.97	Iris-virginica

=== Confusion Matrix ===

```

a b c <-- classified as
15 0 0 | a = Iris-setosa
0 19 0 | b = Iris-versicolor
0 1 16 | c = Iris-virginica

```

Status

OK

Log

x 0

Preprocess

Classify

Cluster

Associate

Select attributes

Visualize

Classifier

- weka
 - classifiers
 - bayes
 - AODE
 - BayesNetK2
 - BayesNetB
 - NaiveBayes
 - NaiveBayesMultinomial
 - NaiveBayesSimple
 - NaiveBayesUpdateable
 - functions
 - lazy
 - meta
 - misc
 - trees
 - rules

Classifier output

```
== Evaluation on test split ==
== Summary ==
```

```
Correctly Classified Instances      50      98.0392 %
Incorrectly Classified Instances    1      1.9608 %
Kappa statistic                    0.9704
Mean absolute error                 0.0239
Root mean squared error             0.1101
Relative absolute error             5.3594 %
Root relative squared error        23.2952 %
Total Number of Instances          51
```

```
== Detailed Accuracy By Class ==
```

TP Rate	FP Rate	Precision	Recall	F-Measure	Class
1	0	1	1	1	Iris-setosa
1	0.031	0.95	1	0.974	Iris-versicolor
0.941	0	1	0.941	0.97	Iris-virginica

```
== Confusion Matrix ==
```

```
a b c <-- classified as
15 0 0 | a = Iris-setosa
0 19 0 | b = Iris-versicolor
0 1 16 | c = Iris-virginica
```


Preprocess

Classify

Cluster

Associate

Select attributes

Visualize

Classifier

Choose NaiveBayes

Test options

 Use training set Supplied test set Set... Cross-validation Folds 10 Percentage split % 66

More options...

(Nom) class

Start

Stop

Result list (right-click for options)

11:49:05 - trees.j48.J48

14:34:28 - functions.neural.NeuralNetwork

Classifier output

=== Evaluation on test split ===

=== Summary ===

Correctly Classified Instances	50	98.0392 %
Incorrectly Classified Instances	1	1.9608 %
Kappa statistic	0.9704	
Mean absolute error	0.0239	
Root mean squared error	0.1101	
Relative absolute error	5.3594 %	
Root relative squared error	23.2952 %	
Total Number of Instances	51	

=== Detailed Accuracy By Class ===

TP Rate	FP Rate	Precision	Recall	F-Measure	Class
1	0	1	1	1	Iris-setosa
1	0.031	0.95	1	0.974	Iris-versicolor
0.941	0	1	0.941	0.97	Iris-virginica

=== Confusion Matrix ===

a	b	c	<-- classified as
15	0	0	a = Iris-setosa
0	19	0	b = Iris-versicolor
0	1	16	c = Iris-virginica

Log



x 0

Preprocess

Classify

Cluster

Associate

Select attributes

Visualize

Classifier

Choose NaiveBayes

Test options

 Use training set Supplied test set Set... Cross-validation Folds 10 Percentage split % 66

More options...

(Nom) class

Start

Stop

Result list (right-click for options)

11:49:05 - trees.j48.J48

14:34:28 - functions.neural.NeuralNetwork

Classifier output

=== Evaluation on test split ===

=== Summary ===

Correctly Classified Instances	50	98.0392 %
Incorrectly Classified Instances	1	1.9608 %
Kappa statistic	0.9704	
Mean absolute error	0.0239	
Root mean squared error	0.1101	
Relative absolute error	5.3594 %	
Root relative squared error	23.2952 %	
Total Number of Instances	51	

=== Detailed Accuracy By Class ===

TP Rate	FP Rate	Precision	Recall	F-Measure	Class
1	0	1	1	1	Iris-setosa
1	0.031	0.95	1	0.974	Iris-versicolor
0.941	0	1	0.941	0.97	Iris-virginica

=== Confusion Matrix ===

a	b	c	<-- classified as
15	0	0	a = Iris-setosa
0	19	0	b = Iris-versicolor
0	1	16	c = Iris-virginica

Log



x 0

Preprocess

Classify

Cluster

Associate

Select attributes

Visualize

Classifier

Choose NaiveBayes

Test options

 Use training set Supplied test set Set... Cross-validation Folds 10 Percentage split % 66

More options...

(Nom) class

Start

Stop

Result list (right-click for options)

11:49:05 - trees.j48.J48

14:34:28 - functions.neural.NeuralNetwork

14:48:05 - bayes.NaiveBayes

Classifier output

=== Evaluation on test split ===

=== Summary ===

Correctly Classified Instances	48	94.1176 %
Incorrectly Classified Instances	3	5.8824 %
Kappa statistic	0.9113	
Mean absolute error	0.0447	
Root mean squared error	0.1722	
Relative absolute error	10.0365 %	
Root relative squared error	36.4196 %	
Total Number of Instances	51	

=== Detailed Accuracy By Class ===

TP Rate	FP Rate	Precision	Recall	F-Measure	Class
1	0	1	1	1	Iris-setosa
0.947	0.063	0.9	0.947	0.923	Iris-versicolor
0.882	0.029	0.938	0.882	0.909	Iris-virginica

=== Confusion Matrix ===

```

a b c <-- classified as
15 0 0 | a = Iris-setosa
0 18 1 | b = Iris-versicolor
0 2 15 | c = Iris-virginica

```

Status

OK

Log

x 0

Preprocess

Classify

Cluster

Associate

Select attributes

Visualize

Classifier

Choose NaiveBayes

Test options

 Use training set Supplied test set

Set...

 Cross-validation Folds 10 Percentage split % 66

More options...

(Nom) class

Start

Stop

Result list (right-click for options)

11:49:05 - trees.j48.J48

14:34:28 - functions.neural.NeuralNetwork

14:48:05 - bayes.NaiveBayes

Classifier output

=== Evaluation on test split ===

=== Summary ===

Correctly Classified Instances	48	94.1176 %
Incorrectly Classified Instances	3	5.8824 %
Kappa statistic	0.9113	
Mean absolute error	0.0447	
Root mean squared error	0.1722	
Relative absolute error	10.0365 %	
Root relative squared error	36.4196 %	
Total Number of Instances	51	

=== Detailed Accuracy By Class ===

TP Rate	FP Rate	Precision	Recall	F-Measure	Class
1	0	1	1	1	Iris-setosa
0.947	0.063	0.9	0.947	0.923	Iris-versicolor
0.882	0.029	0.938	0.882	0.909	Iris-virginica

=== Confusion Matrix ===

```

a b c <-- classified as
15 0 0 | a = Iris-setosa
0 18 1 | b = Iris-versicolor
0 2 15 | c = Iris-virginica

```

Status

OK

Log

x 0

Preprocess

Classify

Cluster

Associate

Select attributes

Visualize

Classifier

Choose NaiveBayes

Test options

 Use training set Supplied test set

Set...

 Cross-validation Folds 10 Percentage split % 66

More options...

(Nom) class

Start

Result list (right-click for

11:49:05 - trees.j48.J

14:34:28 - functions.

14:48:05 - bayes.Nai

View in main window

View in separate window

Save result buffer

Load model

Save model

Re-evaluate model on current test set

Visualize classifier errors

Visualize tree

Visualize margin curve

Visualize threshold curve

Visualize cost curve

Classifier output

=== Evaluation on test split ===

=== Summary ===

Correctly Classified Instances	48	94.1176 %
Incorrectly Classified Instances	3	5.8824 %
Kappa statistic	0.9113	
Mean absolute error	0.0447	
Root mean squared error	0.1722	
Relative absolute error	10.0365 %	
Root relative squared error	36.4196 %	
Total Number of Instances	51	

=== Detailed Accuracy By Class ===

	Precision	Recall	F-Measure	Class
	1	1	1	Iris-setosa
	0.9	0.947	0.923	Iris-versicolor
	0.938	0.882	0.909	Iris-virginica

.x ===

classified as

Iris-setosa

Iris-versicolor

Iris-virginica

Iris-setosa

Iris-versicolor

Iris-virginica

Status

OK

Log



Preprocess

Classify

Cluster

Associate

Select attributes

Visualize

Classifier

Choose NaiveBayes

Weka Classifier Visualize: ThresholdCurve. Class value Iris-versicolor

Test options

Use training set

X: False Positive Rate (Num)

Y: True Positive Rate (Num)

Supplied test set

Colour: Threshold (Num)

Select Instance

Cross-validation For

Percentage split

Reset

Clear

Save

Jitter

More options

Plot: ThresholdCurve

(Nom) class

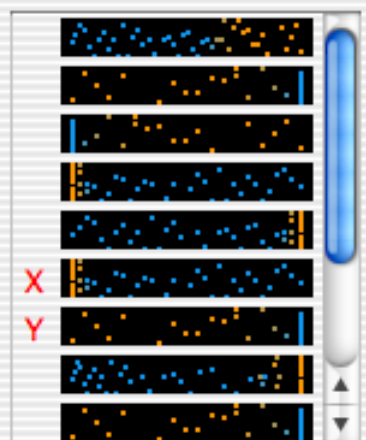
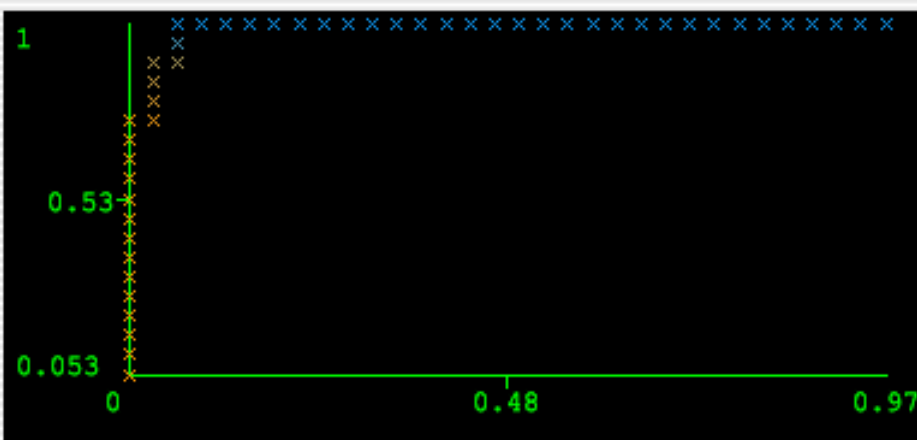
Start

Result list (right-click for options)


11:49:05 - trees.j48.J48

14:34:28 - functions.neu

14:48:05 - bayes.NaiveBa



Class colour



176 %
3824 %

osa
sicolor
ynica

Status

OK

Log



Preprocess

Classify

Cluster

Associate

Select attributes

Visualize

Classifier

Choose NaiveBayes

Test options

 Use training set Supplied test set

Set...

 Cross-validation Folds 10 Percentage split % 66

More options...

(Nom) class

Start

Stop

Result list (right-click for options)

11:49:05 - trees.j48.J48

14:34:28 - functions.neural.NeuralNetwork

14:48:05 - bayes.NaiveBayes

Classifier output

=== Evaluation on test split ===

=== Summary ===

Correctly Classified Instances	48	94.1176 %
Incorrectly Classified Instances	3	5.8824 %
Kappa statistic	0.9113	
Mean absolute error	0.0447	
Root mean squared error	0.1722	
Relative absolute error	10.0365 %	
Root relative squared error	36.4196 %	
Total Number of Instances	51	

=== Detailed Accuracy By Class ===

TP Rate	FP Rate	Precision	Recall	F-Measure	Class
1	0	1	1	1	Iris-setosa
0.947	0.063	0.9	0.947	0.923	Iris-versicolor
0.882	0.029	0.938	0.882	0.909	Iris-virginica

=== Confusion Matrix ===

```

a b c <-- classified as
15 0 0 | a = Iris-setosa
0 18 1 | b = Iris-versicolor
0 2 15 | c = Iris-virginica

```

Status

OK

Log

x 0

Preprocess

Classify

Cluster

Associate

Select attributes

Visualize

Classifier

Choose NaiveBayes

Test options

 Use training set Supplied test set Cross-validation Folds Percentage split %

(Nom) class

Result list (right-click for options)

11:49:05 - trees.j48.J48

14:34:28 - functions.neural.NeuralNetwork

14:48:05 - bayes.NaiveBayes

Classifier output

=== Evaluation on test split ===

=== Summary ===

Correctly Classified Instances	48	94.1176 %
Incorrectly Classified Instances	3	5.8824 %
Kappa statistic	0.9113	
Mean absolute error	0.0447	
Root mean squared error	0.1722	
Relative absolute error	10.0365 %	
Root relative squared error	36.4196 %	
Total Number of Instances	51	

=== Detailed Accuracy By Class ===

TP Rate	FP Rate	Precision	Recall	F-Measure	Class
1	0	1	1	1	Iris-setosa
0.947	0.063	0.9	0.947	0.923	Iris-versicolor
0.882	0.029	0.938	0.882	0.909	Iris-virginica

=== Confusion Matrix ===

```

a  b  c  <-- classified as
15  0  0 | a = Iris-setosa
 0 18  1 | b = Iris-versicolor
 0  2 15 | c = Iris-virginica

```

Status

OK

x 0

Preprocess

Classify

Cluster

Associate

Select attributes

Visualize

Classifier

- weka
 - classifiers
 - bayes
 - functions
 - lazy
 - meta
 - misc
 - trees
 - adtree
 - DecisionStump
 - Id3
 - j48
 - lmt
 - m5
 - RandomForest
 - RandomTree
 - REPTree
 - UserClassifier
 - rules

Classifier output

== Evaluation on test split ==

== Summary ==

```

Correctly Classified Instances          48           94.1176 %
Incorrectly Classified Instances         3            5.8824 %
Kappa statistic                        0.9113
Mean absolute error                     0.0447
Root mean squared error                 0.1722
Relative absolute error                 10.0365 %
Root relative squared error            36.4196 %
Total Number of Instances              51

```

== Detailed Accuracy By Class ==

P Rate	FP Rate	Precision	Recall	F-Measure	Class
1	0	1	1	1	Iris-setosa
0.947	0.063	0.9	0.947	0.923	Iris-versicolor
0.882	0.029	0.938	0.882	0.909	Iris-virginica

== Confusion Matrix ==

```

a  b  c  <-- classified as
15  0  0 | a = Iris-setosa
 0 18  1 | b = Iris-versicolor
 0  2 15 | c = Iris-virginica

```

Status

OK

Log

x 0

Preprocess

Classify

Cluster

Associate

Select attributes

Visualize

Classifier

Choose

QuickTime™ and a TIFF (LZW) decompressor are needed to s...

Test options

 Use training set Supplied test set

Set...

 Cross-validation Folds 10 Percentage split % 66

More options...

(Nom) class

Start

Stop

Result list (right-click for options)

11:49:05 - trees.j48.J48

14:34:28 - functions.neural.NeuralNetwork

14:48:05 - bayes.NaiveBayes

Classifier output

=== Evaluation on test split ===

=== Summary ===

Correctly Classified Instances	48	94.1176 %
Incorrectly Classified Instances	3	5.8824 %
Kappa statistic	0.9113	
Mean absolute error	0.0447	
Root mean squared error	0.1722	
Relative absolute error	10.0365 %	
Root relative squared error	36.4196 %	
Total Number of Instances	51	

=== Detailed Accuracy By Class ===

TP Rate	FP Rate	Precision	Recall	F-Measure	Class
1	0	1	1	1	Iris-setosa
0.947	0.063	0.9	0.947	0.923	Iris-versicolor
0.882	0.029	0.938	0.882	0.909	Iris-virginica

=== Confusion Matrix ===

```

a b c <-- classified as
15 0 0 | a = Iris-setosa
0 18 1 | b = Iris-versicolor
0 2 15 | c = Iris-virginica

```

Status

OK

Log

x 0

Preprocess

Classify

Cluster

Associate

Select attributes

Visualize

Classifier

Choose

UserClassifier

Test options

- Use training set
- Supplied test set
- Cross-validation For
- Percentage split

More options

(Nom) class

Start

Result list (right-click for options)

11:49:05 - trees.j48.J48

14:34:28 - functions.neu

14:48:05 - bayes.NaiveBa

15:26:57 - trees.UserClas

Tree Visualizer

Data Visualizer

Tree View

```
[Iris-setosa, 50.0]
[Iris-versicolor, 50.0]
[Iris-virginica, 50.0]
```

Status

Building model on training data...

Log



x 1

Preprocess

Classify

Cluster

Associate

Select attributes

Visualize

Classifier

Choose

UserClassifier

Test options

Use training set

Supplied test set

Cross-validation

Percentage split

More options

(Nom) class

Start

Result list (right-click for details)

11:49:05 - trees.j48

14:34:28 - functions

14:48:05 - bayes.Naive

15:26:57 - trees.Use

Tree Visualizer | **Data Visualizer**

X: petallength (Num) | Y: petalwidth (Num)

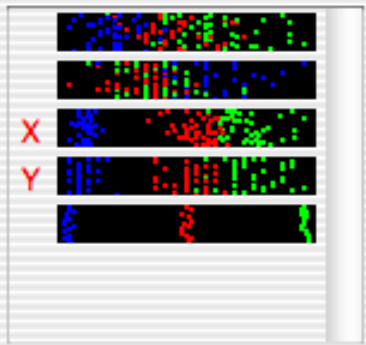
Colour: class (Nom) | Polyline

Submit | Clear | Save | Jitter

Plot: iris

Class colour

Iris-setosa Iris-versicolor Iris-virginica



Status

Building model on training data...

Log



x 1

Preprocess

Classify

Cluster

Associate

Select attributes

Visualize

Classifier

Choose

UserClassifier

Test options

Use training set

Supplied test set

Cross-validation

Percentage split

More options

(Nom) class

Start

Result list (right-click for details)

11:49:05 - trees.j48

14:34:28 - functions

14:48:05 - bayes.Naive

15:26:57 - trees.Use

Tree Visualizer | Data Visualizer

X: petallength (Num) | Y: petalwidth (Num)

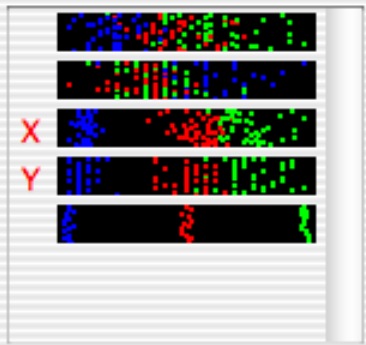
Colour: class (Nom) | Polyline

Submit | Clear | Save | Jitter

Plot: iris

Class colour

Iris-setosa Iris-versicolor Iris-virginica



Status

Building model on training data...

Log



x 1

Preprocess

Classify

Cluster

Associate

Select attributes

Visualize

Classifier

Choose

UserClassifier

Test options

- Use training set
- Supplied test set
- Cross-validation
- Percentage split

More options

(Nom) class

Start

Result list (right-click for context menu)

11:49:05 - trees.j48.J

14:34:28 - functions.

14:48:05 - bayes.Naive

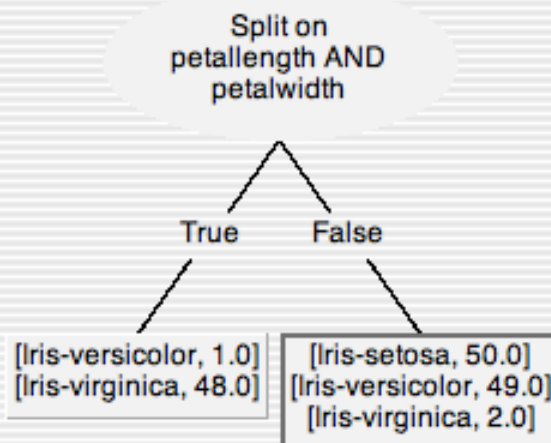
15:26:57 - trees.User



Tree Visualizer

Data Visualizer

Tree View



Status

Building model on training data...

Log



x 1

Preprocess

Classify

Cluster

Associate

Select attributes

Visualize

Classifier

Choose **UserClassifier**

Test options

 Use training set Supplied test set

Set...

 Cross-validation Folds 10 Percentage split % 66

Classifier output

=== Evaluation on test split ===

=== Summary ===

Correctly Classified Instances	49	96.0784 %
Incorrectly Classified Instances	2	3.9216 %
Kappa statistic	0.9408	
Mean absolute error	0.0319	
Root mean squared error	0.1622	
Relative absolute error	7.1634 %	
Root relative squared error	34.312 %	
Total Number of Instances	51	

=== Detailed Accuracy By Class ===

TP Rate	FP Rate	Precision	Recall	F-Measure	Class
1	0	1	1	1	Iris-setosa
1	0.063	0.905	1	0.95	Iris-versicolor
0.882	0	1	0.882	0.938	Iris-virginica

=== Confusion Matrix ===

```

a b c <-- classified as
15 0 0 | a = Iris-setosa
0 19 0 | b = Iris-versicolor
0 2 15 | c = Iris-virginica

```

11:49:05 - trees.j48.J48

14:34:28 - functions.neural.NeuralNetwork

14:48:05 - bayes.NaiveBayes

15:44:32 - trees.UserClassifier

Status

OK

Log

x 0

QuickTime™ and a TIFF (LZW) decompressor are needed to see this picture.

Preprocess

Classify

Cluster

Associate

Select attributes

Visualize

Classifier

Choose **UserClassifier**

Test options

Use training set

Supplied test set

Set...

Cross-validation Folds 10

Percentage split % 66

Classifier output

=== Evaluation on test split ===
 === Summary ===

Correctly Classified Instances	49	96.0784 %
Incorrectly Classified Instances	2	3.9216 %
Kappa statistic	0.9408	
Mean absolute error	0.0319	
Root mean squared error	0.1622	
Relative absolute error	7.1634 %	
Root relative squared error	34.312 %	
Total Number of Instances	51	

=== Detailed Accuracy By Class ===

TP Rate	FP Rate	Precision	Recall	F-Measure	Class
1	0	1	1	1	Iris-setosa
1	0.063	0.905	1	0.95	Iris-versicolor
0.882	0	1	0.882	0.938	Iris-virginica

=== Confusion Matrix ===

```

a b c <-- classified as
15 0 0 | a = Iris-setosa
0 19 0 | b = Iris-versicolor
0 2 15 | c = Iris-virginica
    
```

- 11:49:05 - trees.j48.J48
- 14:34:28 - functions.neural.NeuralNetwork
- 14:48:05 - bayes.NaiveBayes
- 15:44:32 - trees.UserClassifier


Status

OK

Log



QuickTime™ and a TIFF (LZW) decompressor are needed to see this picture.



Preprocess

Classify

Cluster

Associate

Select attributes

Visualize

Classifier

Choose **UserClassifier**

Test options

 Use training set Supplied test set

Set...

 Cross-validation Folds 10 Percentage split % 66

- (Num) sepallength
- (Num) sepalwidth
- ✓ (Num) petallength
- (Num) petalwidth
- (Nom) class

Result list (right-click for options)

- 11:49:05 - trees.j48.J48
- 14:34:28 - functions.neural.NeuralNetwork
- 14:48:05 - bayes.NaiveBayes
- 15:44:32 - trees.UserClassifier

Classifier output

```
=== Evaluation on test split ===
=== Summary ===
```

Correctly Classified Instances	49	96.0784 %
Incorrectly Classified Instances	2	3.9216 %
Kappa statistic	0.9408	
Mean absolute error	0.0319	
Root mean squared error	0.1622	
Relative absolute error	7.1634 %	
Root relative squared error	34.312 %	
Total Number of Instances	51	

```
=== Detailed Accuracy By Class ===
```

TP Rate	FP Rate	Precision	Recall	F-Measure	Class
1	0	1	1	1	Iris-setosa
1	0.063	0.905	1	0.95	Iris-versicolor
0.882	0	1	0.882	0.938	Iris-virginica

```
=== Confusion Matrix ===
```

```

a b c <-- classified as
15 0 0 | a = Iris-setosa
0 19 0 | b = Iris-versicolor
0 2 15 | c = Iris-virginica
```

Status

OK

Log

x 0

Preprocess

Classify

Cluster

Associate

Select attributes

Visualize

Classifier

Choose **UserClassifier**

Test options

 Use training set Supplied test set

Set...

 Cross-validation Folds 10 Percentage split % 66

Classifier output

=== Evaluation on test split ===

=== Summary ===

Correctly Classified Instances	49	96.0784 %
Incorrectly Classified Instances	2	3.9216 %
Kappa statistic	0.9408	
Mean absolute error	0.0319	
Root mean squared error	0.1622	
Relative absolute error	7.1634 %	
Root relative squared error	34.312 %	
Total Number of Instances	51	

=== Detailed Accuracy By Class ===

TP Rate	FP Rate	Precision	Recall	F-Measure	Class
1	0	1	1	1	Iris-setosa
1	0.063	0.905	1	0.95	Iris-versicolor
0.882	0	1	0.882	0.938	Iris-virginica

=== Confusion Matrix ===

```

a b c <-- classified as
15 0 0 | a = Iris-setosa
0 19 0 | b = Iris-versicolor
0 2 15 | c = Iris-virginica

```

11:49:05 - trees.j48.J48

14:34:28 - functions.neural.NeuralNetwork

14:48:05 - bayes.NaiveBayes

15:44:32 - trees.UserClassifier

Status

OK

Log

x 0

QuickTime™ and a TIFF (LZW) decompressor are needed to see this picture.

Preprocess

Classify

Cluster

Associate

Select attributes

Visualize

Classifier

- weka
 - classifiers
 - bayes
 - functions
 - lazy
 - meta
 - misc
 - trees
 - adtree
 - DecisionStump
 - Id3
 - j48
 - lmt
 - m5
 - MSP
 - RandomForest
 - RandomTree
 - REPTree
 - UserClassifier
 - rules

Classifier output

== Evaluation on test split ==

== Summary ==

```

Correctly Classified Instances          49           96.0784 %
Incorrectly Classified Instances        2            3.9216 %
Kappa statistic                        0.9408
Mean absolute error                    0.0319
Root mean squared error                 0.1622
Relative absolute error                 7.1634 %
Root relative squared error            34.312 %
Total Number of Instances              51

```

== Detailed Accuracy By Class ==

TP Rate	FP Rate	Precision	Recall	F-Measure	Class
1	0	1	1	1	Iris-setosa
1	0.063	0.905	1	0.95	Iris-versicolor
0.882	0	1	0.882	0.938	Iris-virginica

== Confusion Matrix ==

```

a b c  <-- classified as
15 0 0 | a = Iris-setosa
0 19 0 | b = Iris-versicolor
0 2 15 | c = Iris-virginica

```

Status

OK

Log

x 0

Preprocess

Classify

Cluster

Associate

Select attributes

Visualize

Classifier

Choose MSP -M 4.0

Test options

 Use training set Supplied test set Set... Cross-validation Folds 10 Percentage split % 66

More options...

(Num) petallength

Start

Stop

Result list (right-click for options)

11:49:05 - trees.j48.J48

14:34:28 - functions.neural.NeuralNetwork

14:48:05 - bayes.NaiveBayes

15:44:32 - trees.UserClassifier

15:49:03 - trees.m5.M5P

Classifier output

=== Run information ===

Scheme: weka.classifiers.trees.m5.M5P -M 4.0

Relation: iris

Instances: 150

Attributes: 5

sepalength

sepalwidth

petallength

petalwidth

class

Test mode: split 66% train, remainder test

=== Classifier model (full training set) ===

M5 pruned model tree:

(using smoothed predictions)

petalwidth <= 0.8 : LM1 (50/10.469%)

petalwidth > 0.8 :

| class=Iris-virginica <= 0.5 : LM2 (50/14.325%)


| class=Iris-virginica > 0.5 : LM3 (50/17.598%)

LM num: 1

Linear Regression Model

petallength =

0.4053 + petalwidth



Status

OK

Log



x 0

Preprocess

Classify

Cluster

Associate

Select attributes

Visualize

Classifier

Choose MSP -M 4.0

Test options

 Use training set Supplied test set Set... Cross-validation Folds 10 Percentage split % 66

More options...

(Num) petallength

Start

Stop

Result list (right-click for options)

11:49:05 - trees.j48.J48

14:34:28 - functions.neural.NeuralNetwork

14:48:05 - bayes.NaiveBayes

15:44:32 - trees.UserClassifier

15:49:03 - trees.m5.M5P

Classifier output

| class=iris-virginica > 0.5 : LM3 (50/17.598%)


LM num: 1
Linear Regression Modelpetallength =

0.4957 * petalwidth +
1.343LM num: 2
Linear Regression Modelpetallength =

0.4208 * sepallength +
1.2692 * petalwidth +
0.0795LMnum: 3
Linear Regression Modelpetallength =

0.7501 * sepallength +
0.6105

Number of Rules : 3



Status

OK

Log



Preprocess

Classify

Cluster

Associate

Select attributes

Visualize

Classifier

Choose MSP -M 4.0

Test options

 Use training set Supplied test set Set... Cross-validation Folds 10 Percentage split % 66

More options...

(Num) petallength

Start

Stop

Result list (right-click for options)

11:49:05 - trees.j48.J48
 14:34:28 - functions.neural.NeuralNetwork
 14:48:05 - bayes.NaiveBayes
 15:44:32 - trees.UserClassifier
 15:49:03 - trees.m5.MSP

Classifier output

```

0.4208 * sepallength +
1.2692 * petalwidth +
0.0795

```

```

LM num: 3
Linear Regression Model

```

petallength =

```

0.7501 * sepallength +
0.6105

```

Number of Rules : 3

Time taken to build model: 1.31 seconds

```

=== Evaluation on test split ===
=== Summary ===

```

Correlation coefficient	0.9889
Mean absolute error	0.1861
Root mean squared error	0.255
Relative absolute error	11.9578 %
Root relative squared error	14.9153 %
Total Number of Instances	51

Status

OK

Log



x 0

Preprocess

Classify

Cluster

Associate

Select attributes

Visualize

Classifier

Choose MSP -M 4.0

Test options

 Use training set Supplied test set Set... Cross-validation Folds 10 Percentage split % 66

More options...

(Num) petallength

Start

Stop

Result list (right-click for options)

11:49:05 - trees.j48.J48
14:34:28 - functions.neural.NeuralNetwork
14:48:05 - bayes.NaiveBayes
15:44:32 - trees.UserClassifier
15:49:03 - trees.m5.MSP

Classifier output

```
0.4208 * sepallength +  
1.2692 * petalwidth +  
0.0795
```

```
LM num: 3  
Linear Regression Model
```

petallength =

```
0.7501 * sepallength +  
0.6105
```

Number of Rules : 3

Time taken to build model: 1.31 seconds

```
=== Evaluation on test split ===  
=== Summary ===
```

Correlation coefficient	0.9889
Mean absolute error	0.1861
Root mean squared error	0.255
Relative absolute error	11.9578 %
Root relative squared error	14.9153 %
Total Number of Instances	51

Status

OK

Log



x 0

Classifier

Choose

M5P

Weka Classifier Visualize: 15:49:03 - trees.m5.M5P (iris)

Test options

- Use training
- Supplied test
- Cross-validation
- Percentage split

X: sepallength (Num)

Y: petalwidth (Num)

Colour: petallength (Num)

Select Instance


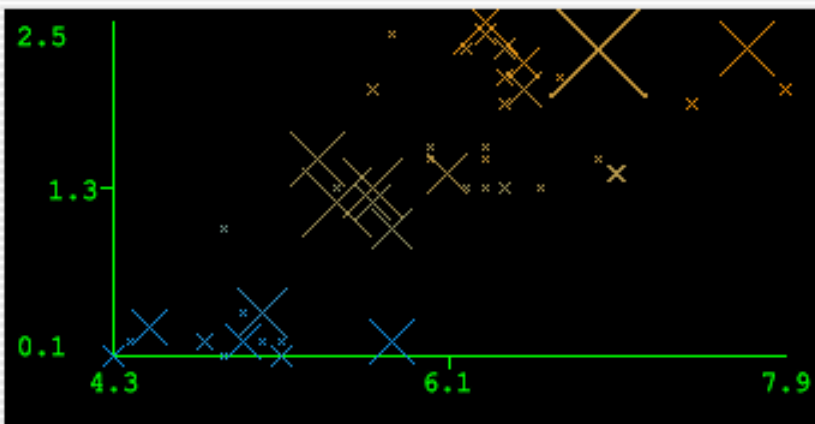
Reset

Clear


Save

Jitter

Plot: iris_predicted



Class colour



89
61
5
78 %
14.9153 %
51

Root relative squared error
Total Number of Instances

Result list (right-click)

- 11:49:05 - trees.m5.M5P
- 14:34:28 - function
- 14:48:05 - bayes
- 15:44:32 - trees.m5.M5P
- 15:49:03 - trees.m5.M5P

Status

OK

Log



Classifier

Choose

M5P

Weka Classifier Visualize: 15:49:03 - trees.m5.M5P (iris)

Test options

- Use training
- Supplied test
- Cross-validation
- Percentage split

X: sepallength (Num)

Y: petalwidth (Num)

Colour: petallength (Num)

Select Instance


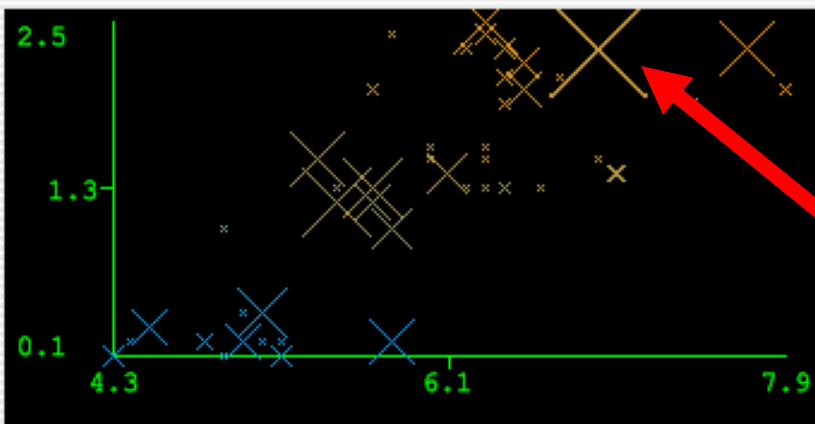
Reset

Clear


Save

Jitter

Plot: iris_predicted



Class colour



89
61
5
78 %

Root relative squared error 14.9153 %
Total Number of Instances 51

Result list (right-click)

- 11:49:05 - trees.m5.M5P
- 14:34:28 - function
- 14:48:05 - bayes
- 15:44:32 - trees.m5.M5P
- 15:49:03 - trees.m5.M5P

Status

OK

Log



x 0

Preprocess

Classify

Cluster

Associate

Select attributes

Visualize

Classifier

Choose

M5P

Weka Classifier Visualize: 15:49:03 - trees.m5.M5P (iris)

Test options

Use training

Supplied test

Cross-validation

Percentage split

X: sepallength (Num)

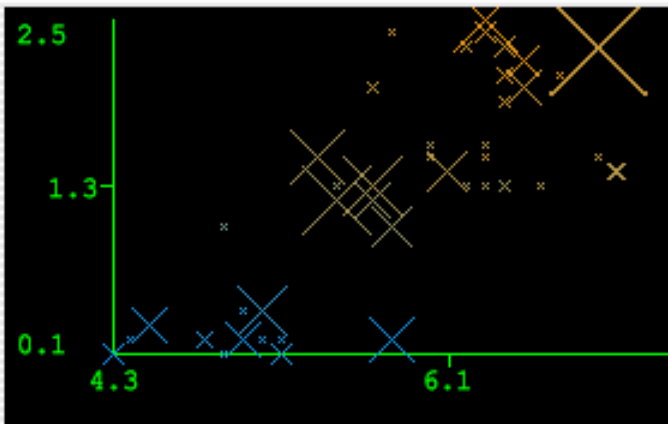
Colour: petallength (Num)

Reset

Clear

Save

Plot: iris_predicted



Class colour

1.1

3.75

Result list (right-click)

11:49:05 - trees.m5

14:34:28 - function

14:48:05 - bayes

15:44:32 - trees.m5

15:49:03 - trees.m5.M5P (iris)

Root relative
Total Number of

Weka : Instance info

Plot : 15:49:03 - trees.m5.M5P (iris)

Instance: 31

Instance_number : 31.0

sepallength : 6.9

sepalwidth : 3.1

predictedpetallength : 5.892812341943582

petallength : 5.1

petalwidth : 2.3

class : Iris-virginica

Status

OK

Log



x 0

Explorer: clustering data

- WEKA contains “clusterers” for finding groups of similar instances in a dataset
- Implemented schemes are:
 - ◆ *k*-Means, EM, Cobweb, *X*-means, FarthestFirst
- Clusters can be visualized and compared to “true” clusters (if given)
- Evaluation based on loglikelihood if clustering scheme produces a probability distribution

Preprocess

Classify

Cluster

Associate

Select attributes

Visualize

Clusterer

Choose

EM -I 100 -N -1 -S 100 -M 1.0E-6

Cluster mode

 Use training set Supplied test set

Set...

 Percentage split

% 66

 Classes to clusters evaluation

(Nom) class

 Store clusters for visualization

Ignore attributes

Start

Stop

Result list (right-click for options)

Clusterer output

Status

OK

Log



x 0

Preprocess

Classify

Cluster

Associate

Select attributes

Visualize

Clusterer

Choose

EM -I 100 -N -1 -S 100 -M 1.0E-6

Cluster mode

 Use training set Supplied test set

Set...

 Percentage split

% 66

 Classes to clusters evaluation

(Nom) class

 Store clusters for visualization

Ignore attributes

Start

Stop

Result list (right-click for options)

Clusterer output

Status

OK

Log

 x 0

Preprocess

Classify

Cluster

Associate

Select attributes

Visualize

Clusterer

- weka
 - clusterers
 - EM
 - SimpleKMeans
 - Cobweb
 - FarthestFirst
 - XMeans

77387815

Clusterer output

Status

OK

Log



x 0

Preprocess

Classify

Cluster

Associate

Select attributes

Visualize

Clusterer

Choose

Cobweb -A 1.0 -C 0.0028209479177387815

Cluster mode

 Use training set Supplied test set

Set...

 Percentage split

% 66

 Classes to clusters evaluation

(Nom) class

 Store clusters for visualization

Ignore attributes

Start

Stop

Result list (right-click for options)

Clusterer output

Status

OK

Log



x 0

Preprocess

Classify

Cluster

Associate

Select attributes

Visualize

Clusterer

Choose

Cobweb -A 1.0 -C 0.0028209479177387815

Cluster mode

Use training set

Supplied test set

Set...

Percentage split

% 66

Classes to clusters evaluation

(Nom) class

Store clusters for visualization

Ignore attributes

Start

Stop

Result list (right-click for options)

Clusterer output

Status

OK

Log



x 0

Preprocess

Classify

Cluster

Associate

Select attributes

Visualize

Clusterer

Choose

Cobweb -A 1.0 -C 0.0028209479177387815

Cluster mode

 Use training set Supplied test set

Set...

 Percentage split

% 66

 Classes to clusters evaluation

(Nom) class

 Store clusters for visualization

Ignore attributes

Start

Stop

Result list (right-click for options)

Clusterer output

Status

OK

Log

 x 0

Preprocess

Classify

Cluster

Associate

Select attributes

Visualize

Clusterer

Choose

Cobweb -A 1.0 -C 0.0028209479177387815

Cluster mode

 Use training set Supplied test set

Set...

 Percentage split

% 66

 Classes to clusters evaluation

(Nom) class

 Store clusters for visualization

Ignore attributes

Start

Stop

Result list (right-click for options)

Clusterer output

Status

OK

Log

 x 0

Preprocess

Classify

Cluster

Associate

Select attributes

Visualize

Clusterer

Choose **Cobweb -A 1.0 -C 0.0028209479177387815**

Cluster mode

 Use training set Supplied test set

Set...

 Percentage split

% 66

 Classes to clusters evaluation

(Nom) class

 Store clusters for visualization

Ignore attributes

Start

Stop

Result list (right-click for options)

16:05:58 - Cobweb

Clusterer output

=== Run information ===

```

Scheme:      weka.clusterers.Cobweb -A 1.0 -C 0.002820947917
Relation:    iris
Instances:   150
Attributes:  5
              sepallength
              sepalwidth
              petallength
              petalwidth

```

Ignored:

class

Test mode: Classes to clusters evaluation on training data

=== Clustering model (full training set) ===

```

Number of merges: 0
Number of splits: 0
Number of clusters: 3

```

```

node 0 [ 150]
|  leaf 1 [ 96]
node 0 [ 150]
|  leaf 2 [ 54]

```

=== Evaluation on training set ===

Status

OK

Log

x 0

Preprocess

Classify

Cluster

Associate

Select attributes

Visualize

Clusterer

Choose

Cobweb -A 1.0 -C 0.0028209479177387815

Cluster mode

 Use training set Supplied test set

Set...

 Percentage split

% 66

 Classes to clusters evaluation

(Nom) class

 Store clusters for visualization

Ignore attributes

Start

Stop

Result list (right-click for options)

16:05:58 - Cobweb

Clusterer output

=== Run information ===

```
Scheme:      weka.clusterers.Cobweb -A 1.0 -C 0.002820947917
Relation:    iris
Instances:   150
Attributes:  5
              sepallength
              sepalwidth
              petallength
              petalwidth
```

Ignored:

class


Test mode: Classes to clusters evaluation on training data

=== Clustering model (full training set) ===

```
Number of merges: 0
Number of splits: 0
Number of clusters: 3
```

```
node 0 [ 150]
|  leaf 1 [ 96]
node 0 [ 150]
|  leaf 2 [ 54]
```

=== Evaluation on training set ===



Status

OK

Log

 x 0

Preprocess

Classify

Cluster

Associate

Select attributes

Visualize

Clusterer

Choose

Cobweb -A 1.0 -C 0.0028209479177387815

Cluster mode

 Use training set Supplied test set

Set...

 Percentage split

% 66

 Classes to clusters evaluation

(Nom) class

 Store clusters for visualization

Ignore attributes

Start

Stop

Result list (right-click for options)

16:05:58 - Cobweb

Clusterer output

Number of clusters: 3

```
node 0 [ 150]
| leaf 1 [ 96]
node 0 [ 150]
| leaf 2 [ 54]
```

Clustered Instances

1	100	(67%)
2	50	(33%)

Class attribute: class

Classes to Clusters:

```
 1 2 <-- assigned to cluster
 0 50 | Iris-setosa
 50 0 | Iris-versicolor
 50 0 | Iris-virginica
```

Cluster 1 <-- Iris-versicolor

Cluster 2 <-- Iris-setosa

Incorrectly clustered instances : 50.0 33.3333 %

Status

OK

Log

x 0

Preprocess

Classify

Cluster

Associate

Select attributes

Visualize

Clusterer

Choose **Cobweb -A 1.0 -C 0.0028209479177387815**

Cluster mode

 Use training set Supplied test set Percentage split % Classes to clusters evaluation Store clusters for visualization

Result list (right-click for options)

16:05:58 - Cobweb

Clusterer output

Number of clusters: 3

```
node 0 [ 150]
| leaf 1 [ 96]
node 0 [ 150]
| leaf 2 [ 54]
```

Clustered Instances

1	100	(67%)
2	50	(33%)

Class attribute: class

Classes to Clusters:

```
  1  2  <-- assigned to cluster
  0 50 | Iris-setosa
 50  0 | Iris-versicolor
 50  0 | Iris-virginica
```

Cluster 1 <-- Iris-versicolor

Cluster 2 <-- Iris-setosa

Incorrectly clustered instances : 50.0 33.3333 %

Status

OK

x 0

Preprocess

Classify

Cluster

Associate

Select attributes

Visualize

Clusterer

Choose **Cobweb -A 1.0 -C 0.0028209479177387815**

Cluster mode

 Use training set Supplied test set

Set...

 Percentage split

% 66

 Classes to clusters evaluation

(Nom) class

 Store clusters for visualization

Ignore attributes

Start

Stop

Result list (right-click for options)

16:05:58 - Cobweb

View in main window

View in separate window

Save result buffer

Load model

Save model

Re-evaluate model on current test set

Visualize cluster assignments

Visualize tree

Clusterer output

=== Run information ===

```

Scheme:      weka.clusterers.Cobweb -A 1.0 -C 0.002820947917
Relation:    iris
Instances:   150
Attributes:  5
              sepallength
              sepalwidth
              petallength
              petalwidth

```

Ignored:

class

Test mode: Classes to clusters evaluation on training data

=== Clustering model (full training set) ===

```

Number of merges: 0
Number of splits: 0
Number of clusters: 3

```

training set ===

Status

OK

Log

x 0

Preprocess

Classify

Cluster

Associate

Select attributes

Visualize

Clusterer

Choose **Cobweb -A 1.0 -C 0.0028209479177387815**

Cluster mode

Use training set

Supplied test set

Percentage split

Classes to cluster

(Nom) class

Store clusters for visualization

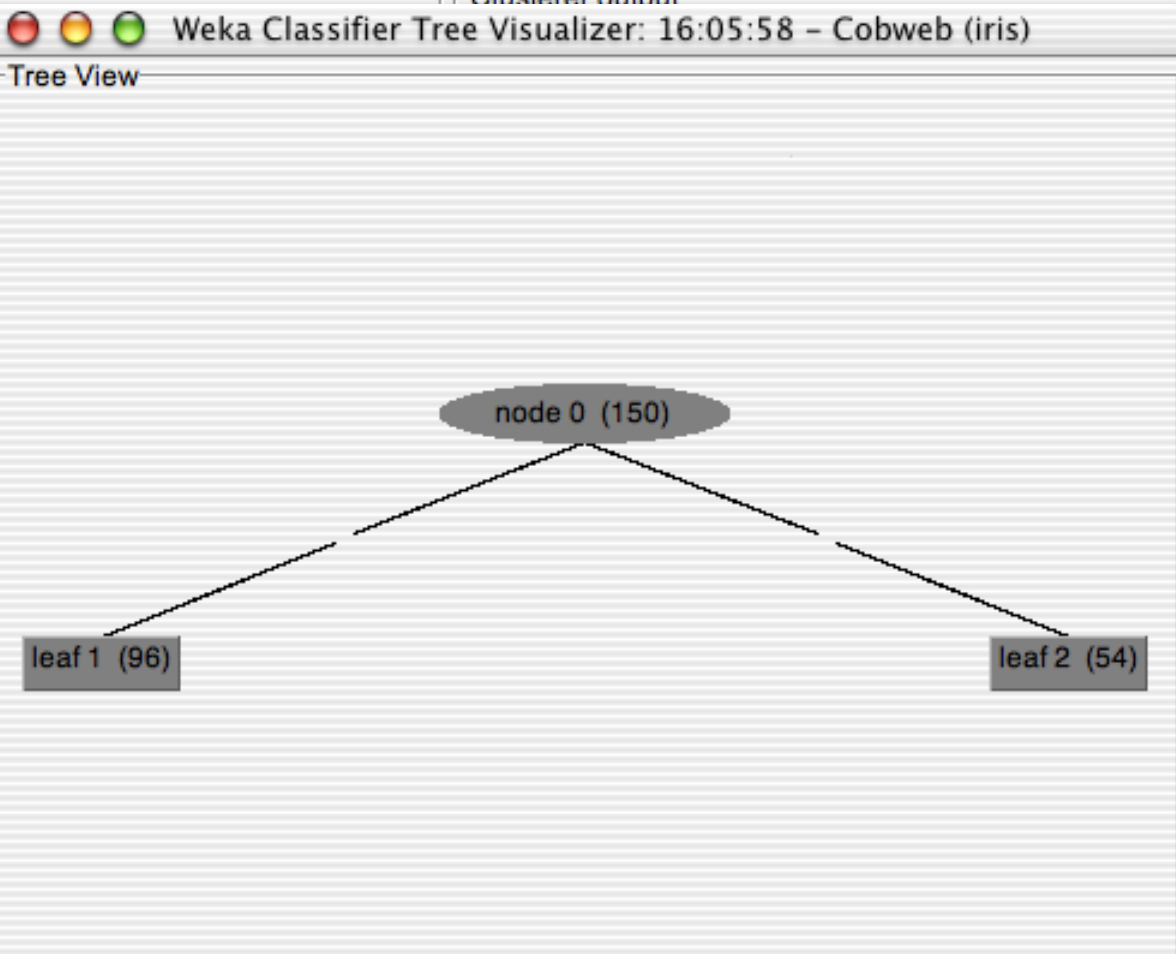
Ignore

Start

Result list (right-click for details)

16:05:58 - Cobweb

Clusterer output



0 -C 0.002820947917

on on training data

==

Status

OK

Log

x 0

Preprocess

Classify

Cluster

Associate

Select attributes

Visualize

Clusterer

Choose **Cobweb -A 1.0 -C 0.0028209479177387815**

Cluster mode

 Use training set Supplied test set

Set...

 Percentage split

% 66

 Classes to clusters evaluation

(Nom) class

 Store clusters for visualization

Ignore attributes

Start

Stop

Result list (right-click for options)

16:05:58 - Cobweb

View in main window

View in separate window

Save result buffer

Load model

Save model

Re-evaluate model on current test set

Visualize cluster assignments

Visualize tree

Clusterer output

=== Run information ===

```

Scheme:      weka.clusterers.Cobweb -A 1.0 -C 0.002820947917
Relation:    iris
Instances:   150
Attributes:  5
              sepallength
              sepalwidth
              petallength
              petalwidth

```

Ignored:

class

Test mode: Classes to clusters evaluation on training data

=== Clustering model (full training set) ===

```

Number of merges: 0
Number of splits: 0
Number of clusters: 3

```

on training set ===

Status

OK

Log

x 0

Preprocess

Classify

Cluster

Associate

Select attributes

Visualize

Clusterer

Choose

Cobweb -A 1.0 -C 0.0028209479177387815



Weka Clusterer Visualize: 16:05:58 - Cobweb (iris)

Cluster mode

Use training set

X: petallength (Num)

Y: petalwidth (Num)

Supplied test set

Colour: Cluster (Nom)

Select Instance

Percentage split

Classes to cluster

Reset

Clear

Save

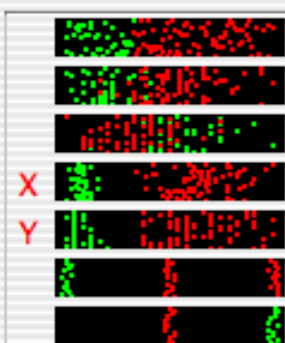
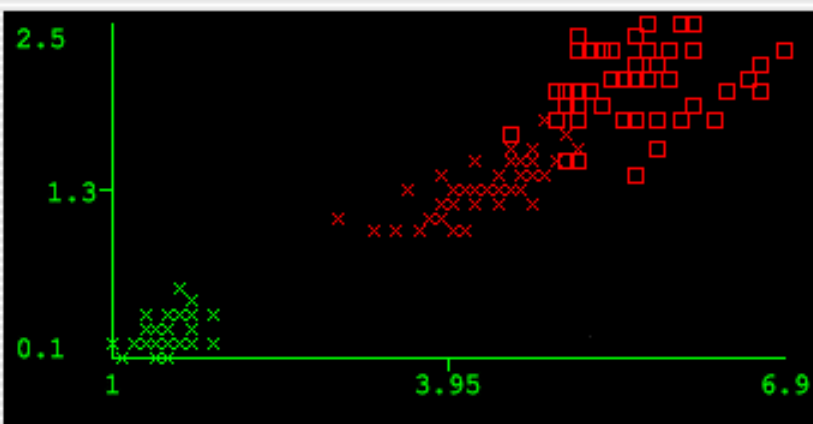
Jitter



(Nom) class

Plot: iris_clustered

Store clusters for visualization



Class colour

cluster0

cluster1

cluster2

=== Evaluation on training set ===

Result list (right-click for details)

16:05:58 - Cobweb

Status

OK

Log



Explorer: finding associations

- WEKA contains an implementation of the Apriori algorithm for learning association rules
 - ◆ Works only with discrete data
- Can identify statistical dependencies between groups of attributes:
 - ◆ milk, butter \Rightarrow bread, eggs (with confidence 0.9 and support 2000)
- Apriori can compute all rules that have a given minimum support and exceed a given confidence

Preprocess

Classify

Cluster

Associate

Select attributes

Visualize

Associator

Choose **Apriori** -N 10 -T 0 -C 0.9 -D 0.05 -U 1.0 -M 0.1 -S -1.0

Start

Stop

Result list (right-click for options)

Associator output

Status

OK

Log



x 0

Preprocess

Classify

Cluster

Associate

Select attributes

Visualize

Associator

Choose

Apriori -N 10 -T 0 -C 0.9 -E 0.05 -U 1.0 -M 0.1 -S -1.0

Start

Stop

Result list (right-click for options)

Associator output

Status

OK

Log



x 0

Preprocess

Classify

Cluster

Associate

Select attributes

Visualize

Open file...

Open URL...

Open DB...

Undo

Save...

Filter

Choose None

Apply

Current relation

Relation: vote

Instances: 435

Attributes: 17

Selected attribute

Name: handicapped-infants

Type: Nominal

Missing: 12 (3%)

Distinct: 2

Unique: 0 (0%)

Attributes


No.	Name
1	handicapped-infants
2	water-project-cost-sharing
3	adoption-of-the-budget-resolution
4	physician-fee-freeze
5	el-salvador-aid
6	religious-groups-in-schools
7	anti-satellite-test-ban
8	aid-to-nicaraguan-contras
9	mx-missile
10	immigration
11	synfuels-corporation-cutback
12	education-spending
13	superfund-right-to-sue
14	crime
15	duty-free-exports
16	export-administration-act-south-africa
17	Class

Label	Count
n	236
y	187

Colour: Class (Nom)

Visualize All

236



187



Status

OK

Log



x 0

Preprocess

Classify

Cluster

Associate

Select attributes

Visualize

Open file...

Open URL...

Open DB...

Undo

Save...

Filter

Choose

None

Apply

Current relation

Relation: vote

Instances: 435

Attributes: 17

Selected attribute

Name: handicapped-infants

Type: Nominal

Missing: 12 (3%)

Distinct: 2

Unique: 0 (0%)

Attributes


No.	Name
1	handicapped-infants
2	water-project-cost-sharing
3	adoption-of-the-budget-resolution
4	physician-fee-freeze
5	el-salvador-aid
6	religious-groups-in-schools
7	anti-satellite-test-ban
8	aid-to-nicaraguan-contras
9	mx-missile
10	immigration
11	synfuels-corporation-cutback
12	education-spending
13	superfund-right-to-sue
14	crime
15	duty-free-exports
16	export-administration-act-south-africa
17	Class

Label	Count
n	236
y	187

Colour: Class (Nom)

Visualize All

236



187



Status

OK

Log

x 0

Preprocess

Classify

Cluster

Associate

Select attributes

Visualize

Associator

Choose **Apriori** -N 10 -T 0 -C 0.9 -D 0.05 -U 1.0 -M 0.1 -S -1.0

Start

Stop

Result list (right-click for options)

Associator output

Status

OK

Log



x 0

Preprocess

Classify

Cluster

Associate

Select attributes

Visualize

Associator

Choose **Apriori -N 10 -T 0 -C 0.9 -D 0.05 -U 1.0 -M 0.1 -S -1.0**

Start

Stop

Result list (right-click for options)

Associator output

Status

OK

Log



x 0

Preprocess

Classify

Cluster

Associate

Select attributes

Visualize

Associator

Choose Apriori -N 10 -T 0 -C 0.9 -D 0.05 -U 1.0 -M 0.1 -S -1.0

Start

Stop

Result list (right-click for options)

16:29:37 - Apriori

Associator output

Minimum metric <confidence>: 0.9

Number of cycles performed: 11

Generated sets of large itemsets:

Size of set of large itemsets L(1): 20

Size of set of large itemsets L(2): 17

Size of set of large itemsets L(3): 6

Size of set of large itemsets L(4): 1

Best rules found:

1. adoption-of-the-budget-resolution=y physician-fee-freeze=n 219 ==> Class=democrat 210 conf:(0.99)
2. adoption-of-the-budget-resolution=y physician-fee-freeze=n aid-to-nicaraguan-contras=y 211 ==> Class=democrat 210 conf:(0.99)
3. physician-fee-freeze=n aid-to-nicaraguan-contras=y 211 ==> Class=democrat 210 conf:(0.99)
4. physician-fee-freeze=n education-spending=n 202 ==> Class=democrat 201 conf:(0.99)
5. physician-fee-freeze=n 247 ==> Class=democrat 245 conf:(0.99)
6. el-salvador-aid=n Class=democrat 200 ==> aid-to-nicaraguan-contras=y 197 conf:(0.98)
7. el-salvador-aid=n 208 ==> aid-to-nicaraguan-contras=y 204 conf:(0.98)
8. adoption-of-the-budget-resolution=y aid-to-nicaraguan-contras=y Class=democrat 200 conf:(0.98)
9. el-salvador-aid=n aid-to-nicaraguan-contras=y 204 ==> Class=democrat 197 conf:(0.98)
10. aid-to-nicaraguan-contras=y Class=democrat 218 ==> physician-fee-freeze=n 210 conf:(0.98)

Status

OK

Log



Explorer: attribute selection

- Panel that can be used to investigate which (subsets of) attributes are the most predictive ones
- Attribute selection methods contain two parts:
 - ◆ A search method: best-first, forward selection, random, exhaustive, genetic algorithm, ranking
 - ◆ An evaluation method: correlation-based, wrapper, information gain, chi-squared, ...
- Very flexible: WEKA allows (almost) arbitrary combinations of these two

Preprocess

Classify

Cluster

Associate

Select attributes

Visualize

Attribute Evaluator

Choose

CfsSubsetEval

Search Method

Choose

BestFirst -D 1 -N 5

Attribute Selection Mode

 Use full training set Cross-validation

Folds

10

Seed

1

(Nom) Class

Start

Stop

Result list (right-click for options)

Attribute selection output

Status

OK

Log



x 0

Preprocess

Classify

Cluster

Associate

Select attributes

Visualize

Attribute Evaluator

Choose

CfsSubsetEval

Search Method

Choose

BestFirst -D 1 -N 5

Attribute Selection Mode

 Use full training set Cross-validation

Folds

10

Seed

1

(Nom) Class

Start

Stop

Result list (right-click for options)

Attribute selection output

Status

OK

Log

 x 0

Preprocess

Classify

Cluster

Associate

Select attributes

Visualize

Attribute Evaluator

Choose CfsSubsetEval

Search Method

Choose BestFirst -D 1 -N 5

Attribute Selection Mode

 Use full training set Cross-validation Folds 10

Seed 1

(Nom) Class

Start

Stop

Result list (right-click for options)

16:39:40 - BestFirst + CfsSubsetEval

Attribute selection output

```

duty-free-exports
export-administration-act-south-africa
Class

```

```

Evaluation mode:  evaluate on all training data

```

```

=== Attribute Selection on all input data ===

```

Search Method:

```

Best first.

```

```

Start set: no attributes

```

```

Search direction: forward

```

```

Stale search after 5 node expansions

```

```

Total number of subsets evaluated: 83

```

```

Merit of best subset found: 0.729

```

```

Attribute Subset Evaluator (supervised, Class (nominal): 17 Class):
CFS Subset Evaluator

```

```

Selected attributes: 4 : 1

```

```

physician-fee-freeze

```

Status

OK

Log



x 0

Preprocess

Classify

Cluster

Associate

Select attributes

Visualize

Attribute Evaluator

Choose CfsSubsetEval

Search Method

Choose BestFirst -D 1 -N 5

Attribute Selection Mode

 Use full training set Cross-validation

Folds 10

Seed 1

(Nom) Class

Start

Stop

Result list (right-click for options)

16:39:40 - BestFirst + CfsSubsetEval

Attribute selection output

```

duty-free-exports
export-administration-act-south-africa
Class

```

```

Evaluation mode:  evaluate on all training data

```

```

=== Attribute Selection on all input data ===

```

Search Method:

```

Best first.

```

```

Start set: no attributes

```

```

Search direction: forward

```

```

Stale search after 5 node expansions

```

```

Total number of subsets evaluated: 83

```

```

Merit of best subset found: 0.729

```

```

Attribute Subset Evaluator (supervised, Class (nominal): 17 Class):
CFS Subset Evaluator

```

```

Selected attributes: 4 : 1

```

```

physician-fee-freeze

```

Status

OK

Log

x 0

Preprocess

Classify

Cluster

Associate

Select attributes

Visualize

Attribute Evaluator

weka

attributeSelection

CfsSubsetEval

ClassifierSubsetEval

WrapperSubsetEval

ConsistencySubsetEval

ReliefFAttributeEval

InfoGainAttributeEval

GainRatioAttributeEval

SymmetricalUncertAttributeEval

OneRAttributeEval

ChiSquaredAttributeEval

PrincipalComponents

SVMAttributeEval

Attribute selection output

```

    duty-free-exports
    export-administration-act-south-africa
    Class
    Evaluation mode:    evaluate on all training data

Attribute Selection on all input data ==
Search Method:
  Best first.
  Start set: no attributes
  Search direction: forward
  Stale search after 5 node expansions
  Total number of subsets evaluated: 83
  Merit of best subset found:    0.729

Attribute Subset Evaluator (supervised, Class (nominal): 17 Class):
  CFS Subset Evaluator

Selected attributes: 4 : 1
                    physician-fee-freeze

```

Status

OK

Log

 x 0

Preprocess

Classify

Cluster

Associate

Select attributes

Visualize

Attribute Evaluator

Choose

InfoGainAttributeEval

Search Method

- weka
 - attributeSelection
 - BestFirst
 - ForwardSelection
 - RaceSearch
 - GeneticSearch
 - RandomSearch
 - ExhaustiveSearch
 - Ranker
 - RankSearch

E308 -N -1

Attribute selection output

```
    duty-free-exports
    export-administration-act-south-africa
    Class
    Evaluation mode:    evaluate on all training data
```

Attribute Selection on all input data ==

Search Method:

```
    Best first.
    Start set: no attributes
    Search direction: forward
    Stale search after 5 node expansions
    Total number of subsets evaluated: 83
    Merit of best subset found:    0.729
```

```
Attribute Subset Evaluator (supervised, Class (nominal): 17 Class):
    CFS Subset Evaluator
```

```
Selected attributes: 4 : 1
    physician-fee-freeze
```

Status

OK

Log



x 0

Preprocess

Classify

Cluster

Associate

Select attributes

Visualize

Attribute Evaluator

Choose

InfoGainAttributeEval

Search Method

Choose

Ranker -T -1.7976931348623157E308 -N -1

Attribute Selection Mode

 Use full training set Cross-validation

Folds

10

Seed

1

(Nom) Class

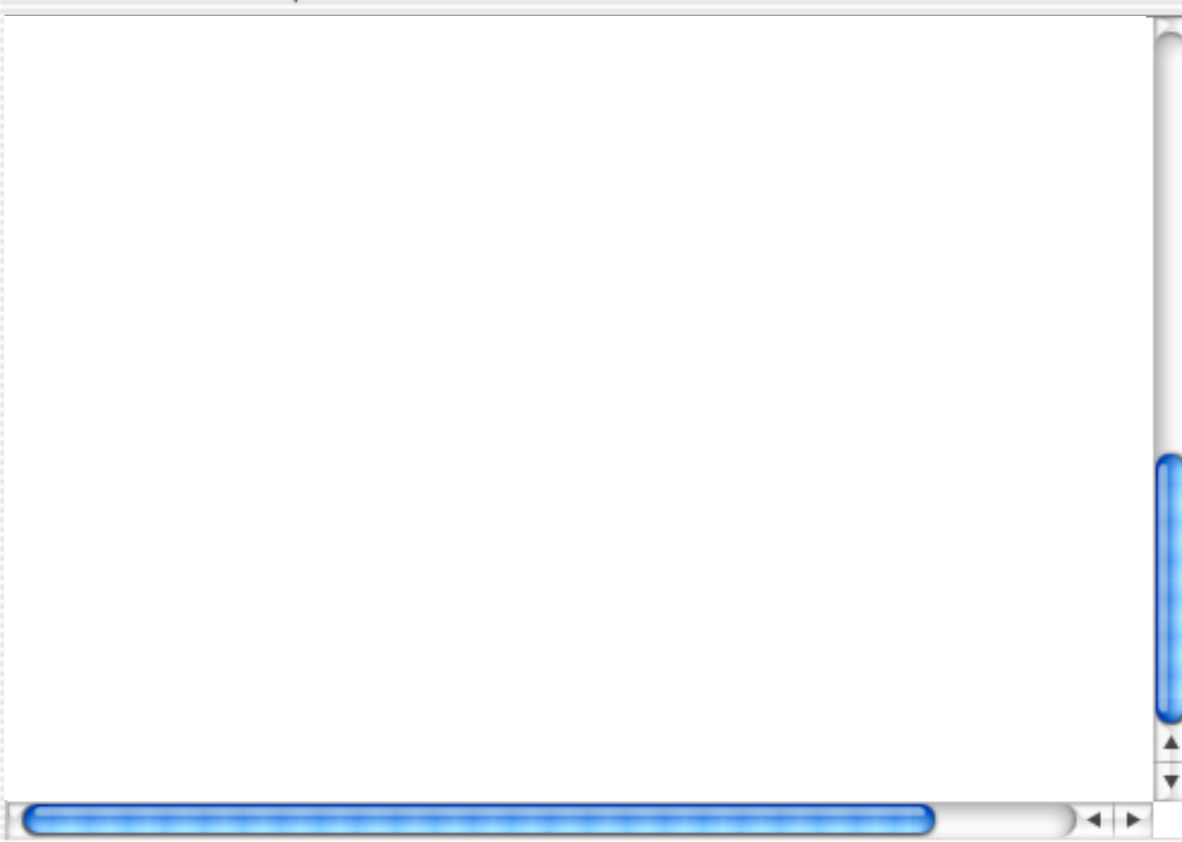
Start

Stop

Result list (right-click for options)

16:39:40 - BestFirst + CrossSubsetEval

Attribute selection output



Status

OK

Log

x 0

Preprocess

Classify

Cluster

Associate

Select attributes

Visualize

Attribute Evaluator

Choose

InfoGainAttributeEval

Search Method

Choose

Ranker -T -1.7976931348623157E308 -N -1

Attribute Selection Mode

 Use full training set Cross-validation

Folds

10

Seed

1

(Nom) Class

Start

Stop

Result list (right-click for options)

16:39:40 - BestFirst + CfsSubsetEval

16:43:05 - Ranker + InfoGainAttributeEval

Attribute selection output

Information Gain Ranking Filter

Ranked attributes:

0.7078541	4	physician-fee-freeze
0.4185726	3	adoption-of-the-budget-resolution
0.4028397	5	el-salvador-aid
0.34036	12	education-spending
0.3123121	14	crime
0.3095576	8	aid-to-nicaraguan-contras
0.2856444	9	mx-missile
0.2121705	13	superfund-right-to-sue
0.2013666	15	duty-free-exports
0.1902427	7	anti-satellite-test-ban
0.1404643	6	religious-groups-in-schools
0.1211834	1	handicapped-infants
0.1007458	11	synfuels-corporation-cutback
0.0529956	16	export-administration-act-south-africa
0.0049097	10	immigration
0.0000117	2	water-project-cost-sharing

Selected attributes: 4,3,5,12,14,8,9,13,15,7,6,1,11,16,10,2 : 16

Status

OK

Log

x 0

Explorer: data visualization

- Visualization very useful in practice: e.g. helps to determine difficulty of the learning problem
- WEKA can visualize single attributes (1-d) and pairs of attributes (2-d)
 - ◆ To do: rotating 3-d visualizations (Xgobi-style)
- Color-coded class values
- “Jitter” option to deal with nominal attributes (and to detect “hidden” data points)
- “Zoom-in” function

Preprocess

Classify

Cluster

Associate

Select attributes

Visualize

Open file...

Open URL...

Open DB...

Undo

Save...

Filter

Choose None

Apply

Current relation

Relation: Glass

Instances: 214

Attributes: 10

Selected attribute

Name: RI

Missing: 0 (0%)

Distinct: 178

Type: Numeric

Unique: 145 (68%)

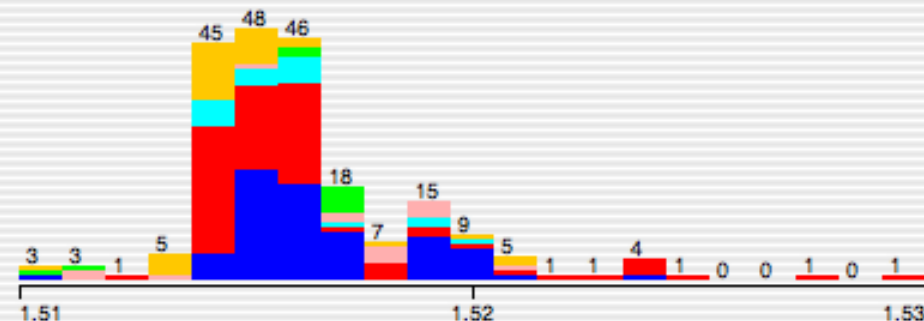
Attributes

No.	Name
1	RI
2	Na
3	Mg
4	Al
5	Si
6	K
7	Ca
8	Ba
9	Fe
10	Type

Statistic	Value
Minimum	1.511
Maximum	1.534
Mean	1.518
StdDev	0.003

Colour: Type (Nom)

Visualize All



Status

OK

Log

x 0

Preprocess

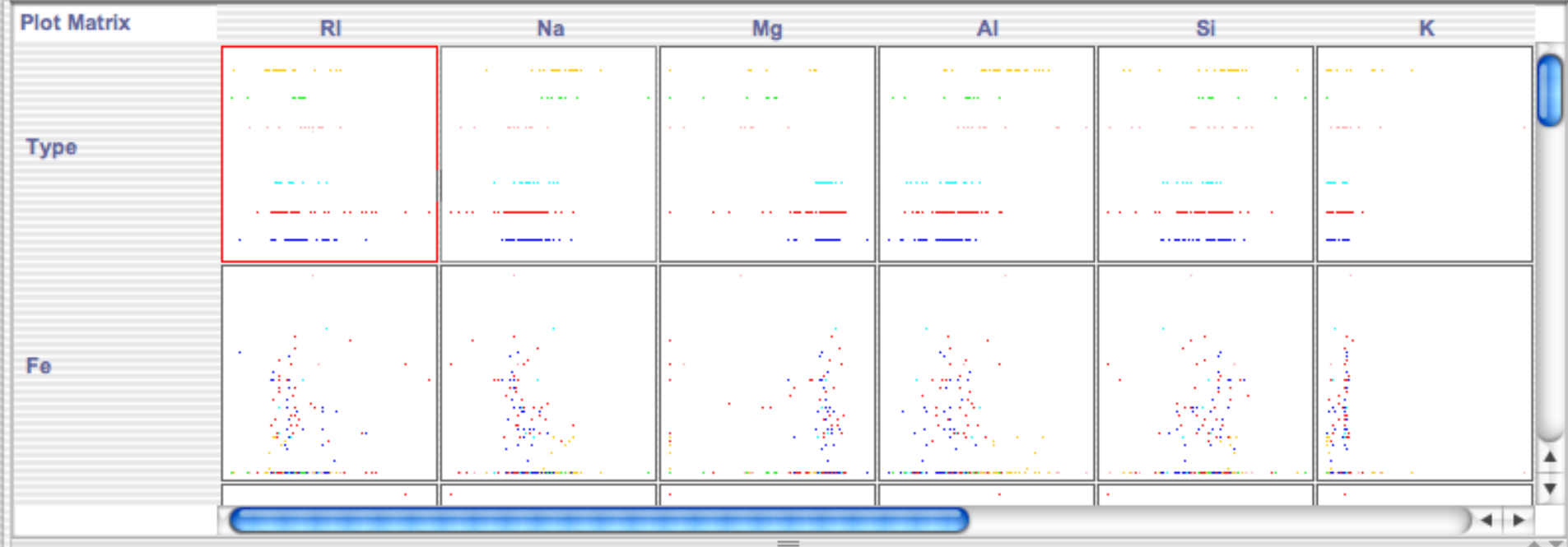
Classify

Cluster

Associate

Select attributes

Visualize



PlotSize: [100]




PointSize: [1]



Update

Jitter:



Select Attributes

Colour: Type (Nom)



SubSample % :

100

Class Colour

```
build wind float build wind non-float vehic wind float vehic wind non-float containers tableware headlamps
```

Status

OK

Log



x 0

Preprocess

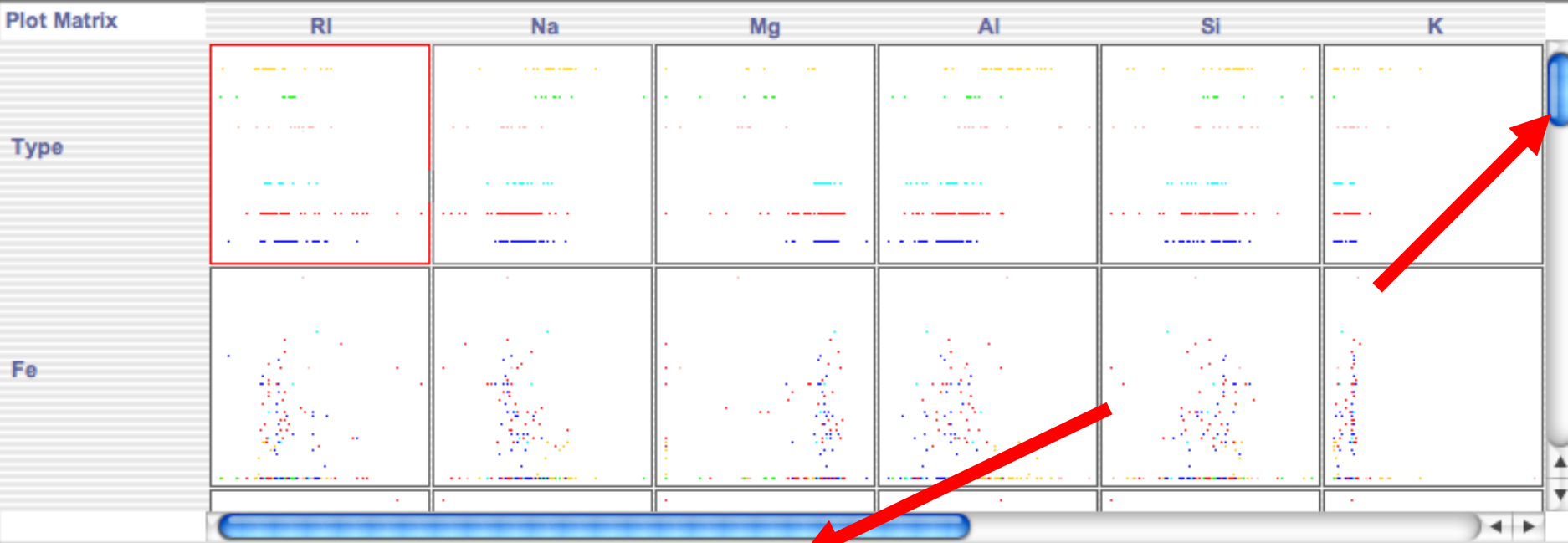
Classify

Cluster

Associate

Select attributes

Visualize



PlotSize: [100]

PointSize: [1]

Jitter:

Update

Select Attributes

Colour: Type (Nom)

SubSample % : 100

Class Colour

```
build wind float build wind non-float vehic wind float vehic wind non-float containers tableware headlamps
```

Status
OK

Log



Preprocess

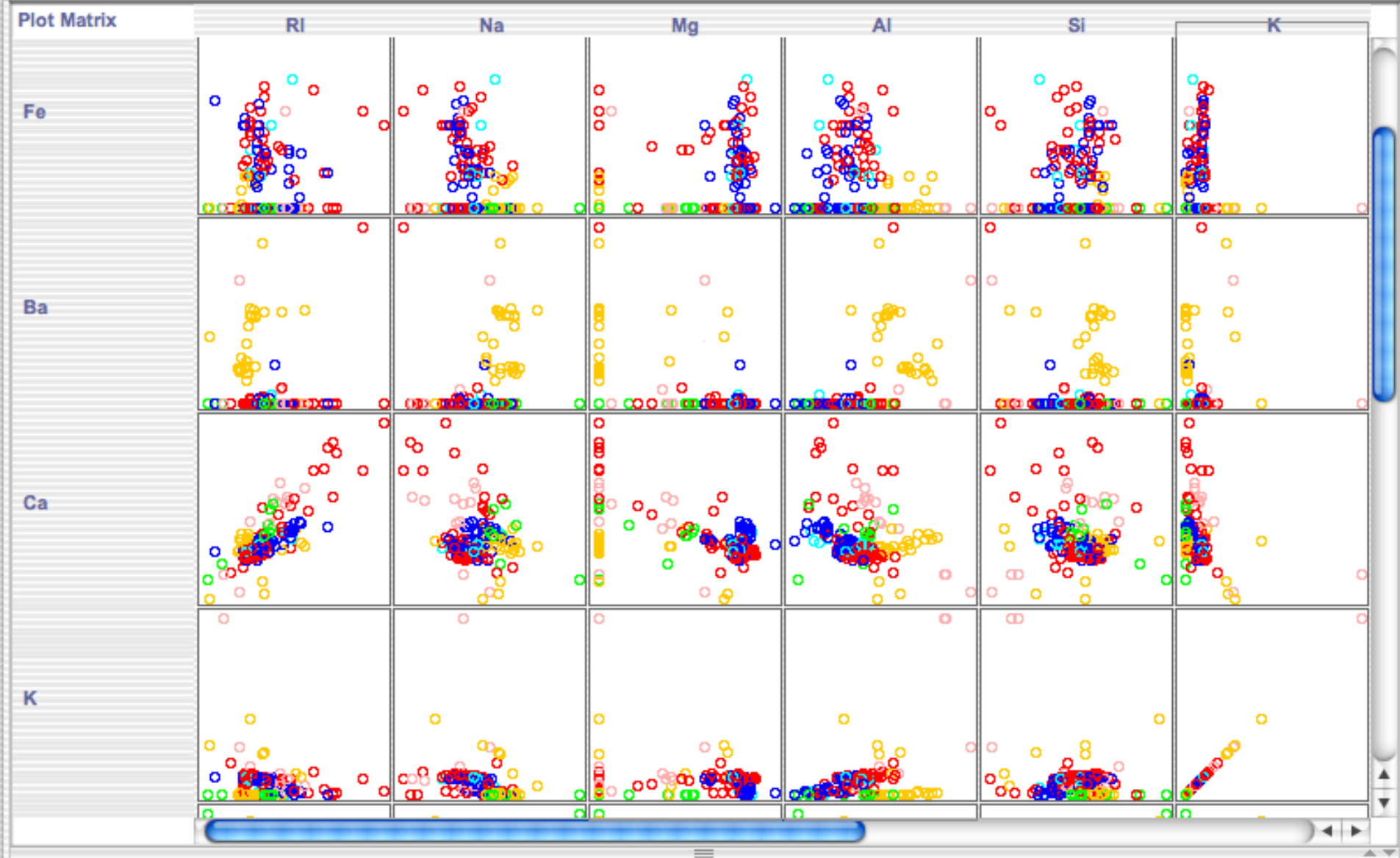
Classify

Cluster

Associate

Select attributes

Visualize



Status

OK

Log

x 0

Preprocess

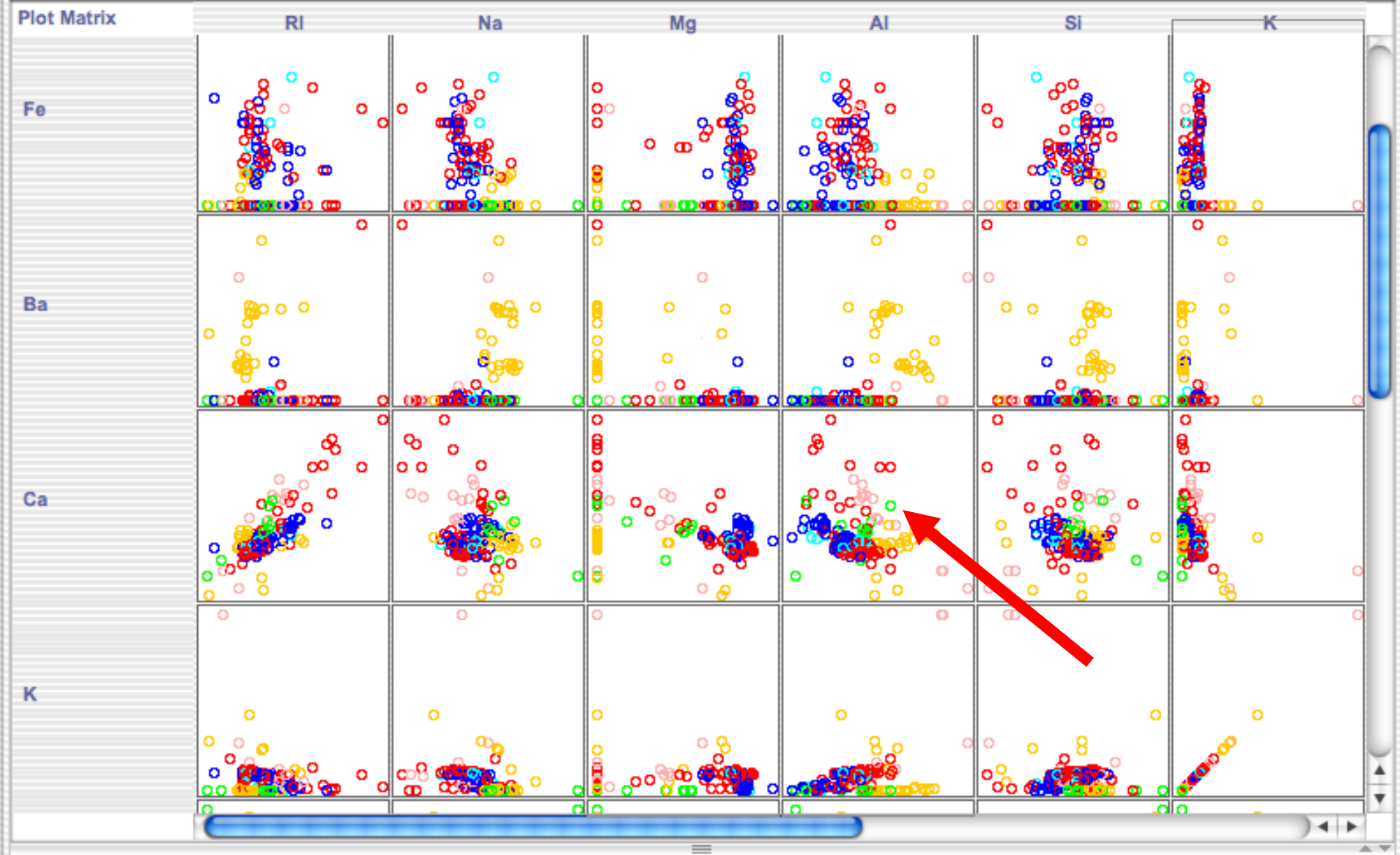
Classify

Cluster

Associate

Select attributes

Visualize



Status
OK

Log  x 0

X: Al (Num)

Y: Ca (Num)

Colour: Type (Nom)

Select Instance

Reset

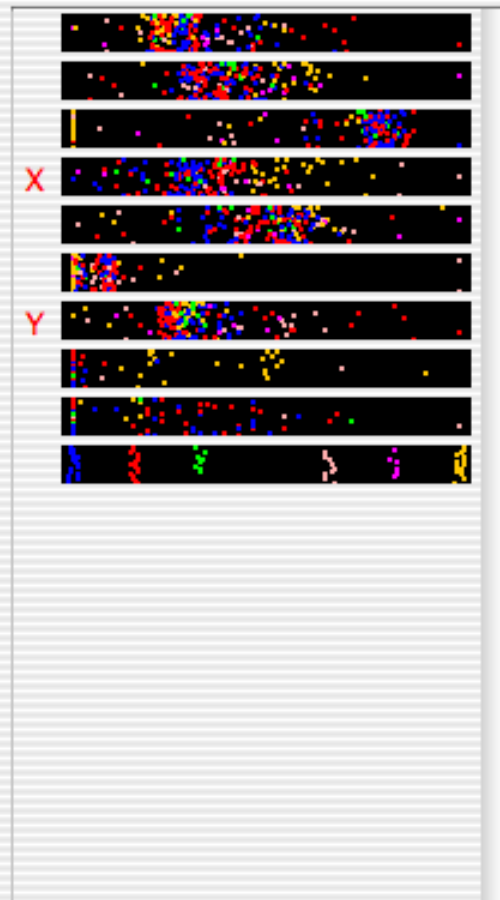
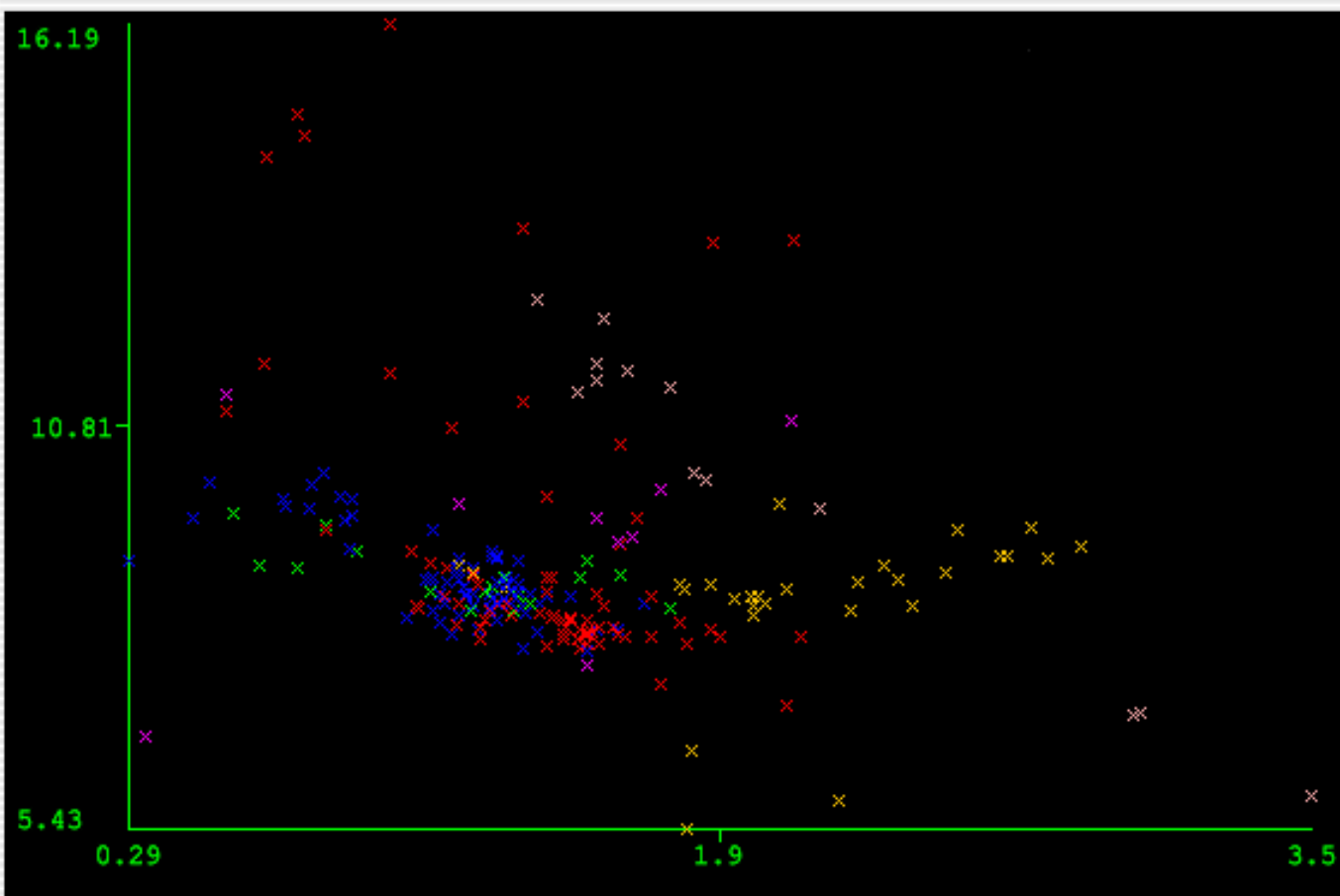
Clear

Save

Jitter



Plot: Glass



Class colour

build wind float

build wind non-float

vehic wind float

vehic wind non-float

containers

tableware

headlamps

X: Al (Num)

Y: Ca (Num)

Colour: Type (Nom)


Select Instance

Reset

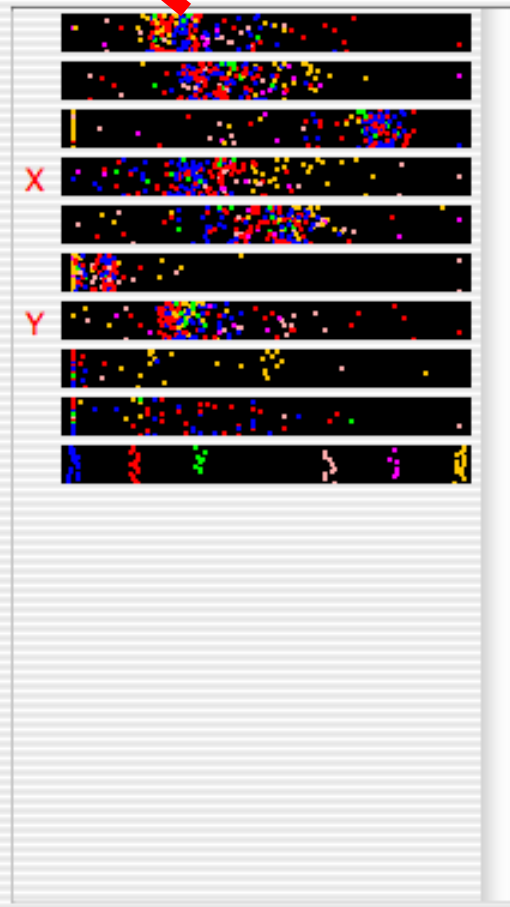
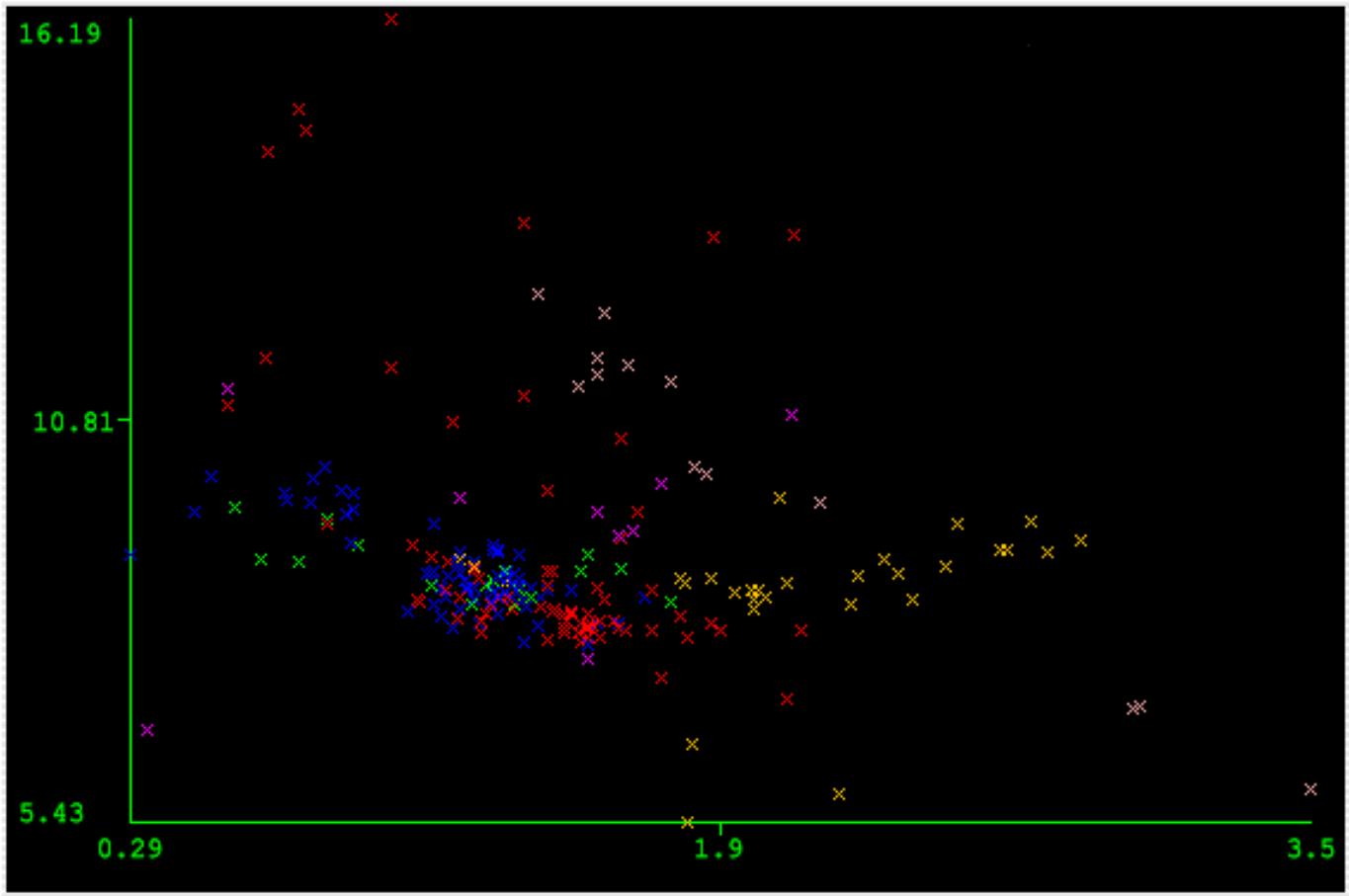
Clear

Save

Jitter



Plot: Glass



Class colour

build wind float

build wind non-float

vehic wind float

vehic wind non-float

containers

tableware

headlamps

X: Al (Num)

Y: Ca (Num)

Colour: Type (Nom)

Rectangle

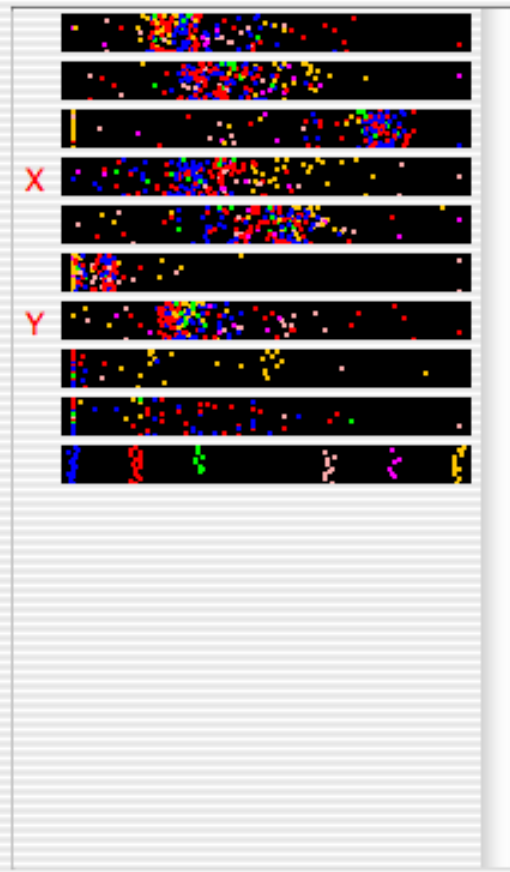
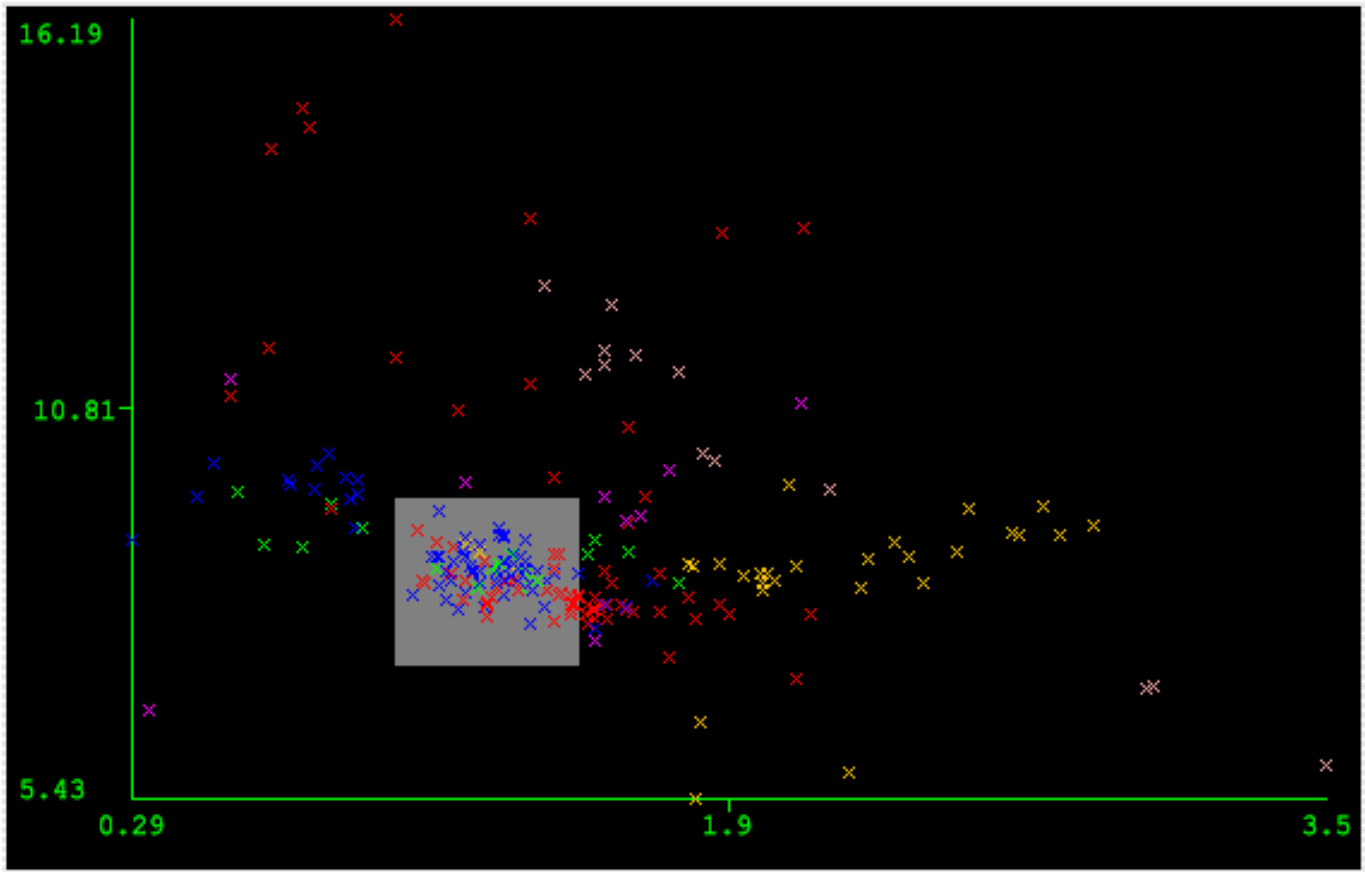
Submit

Clear

Save

Jitter

Plot: Glass



Class colour

build wind float build wind non-float vehic wind float vehic wind non-float containers tableware headlamps

X: Al (Num)

Y: Ca (Num)

Colour: Type (Nom)

Rectangle


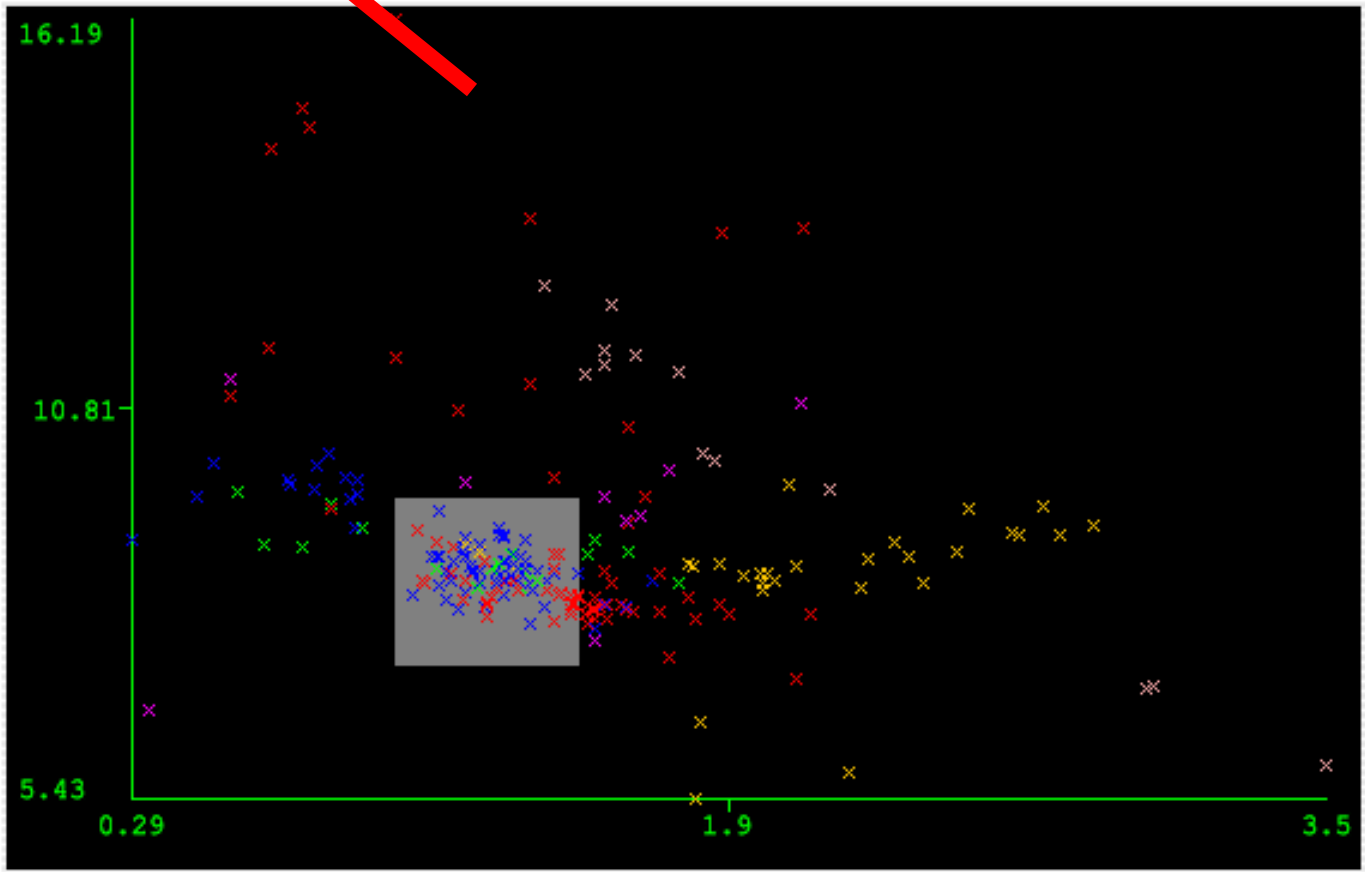
Submit

Clear

Save

Jitter

Plot: Glass



Class colour

build wind float build wind non-float vehic wind float vehic wind non-float containers tableware headlamps

X: Al (Num)

Y: Ca (Num)

Colour: Type (Nom)

Rectangle


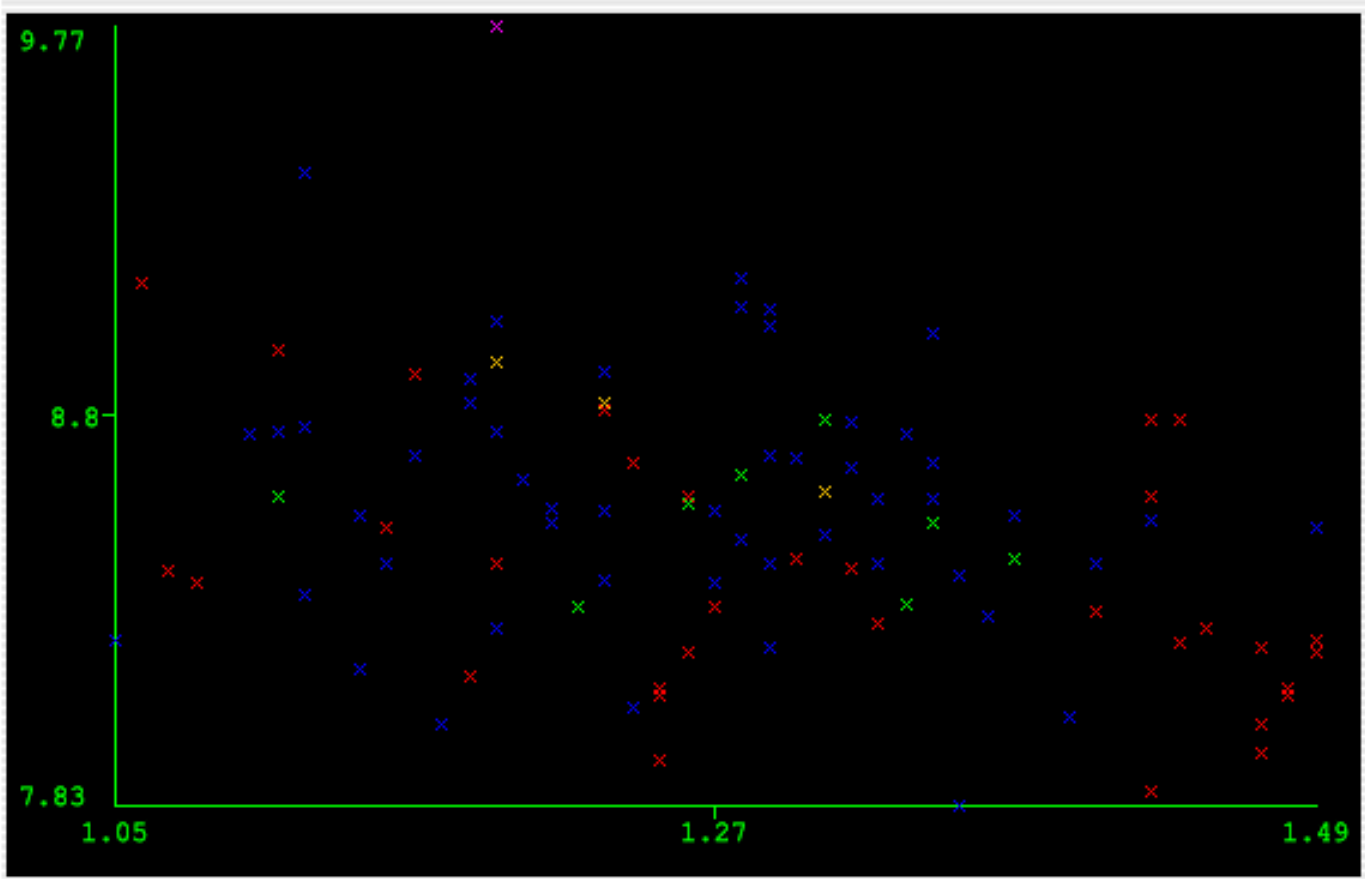
Reset

Clear

Save

Jitter

Plot: Glass



Class colour

build wind float

build wind non-float

vehic wind float

vehic wind non-float

containers

tableware

headlamps



Weka GUI Chooser

Waikato Environment for Knowledge Analysis

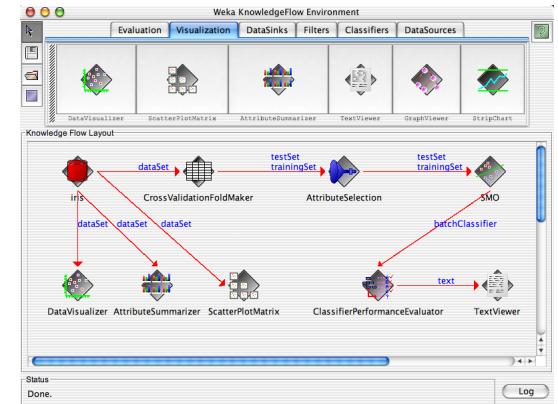
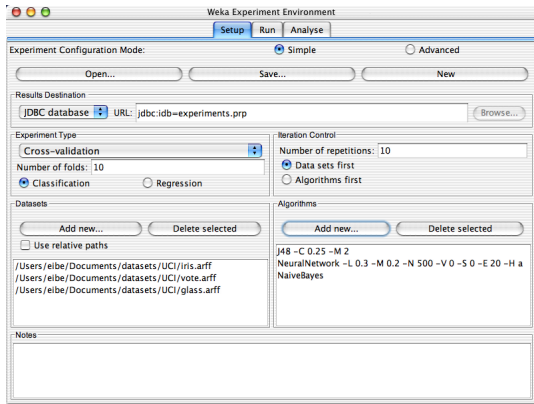
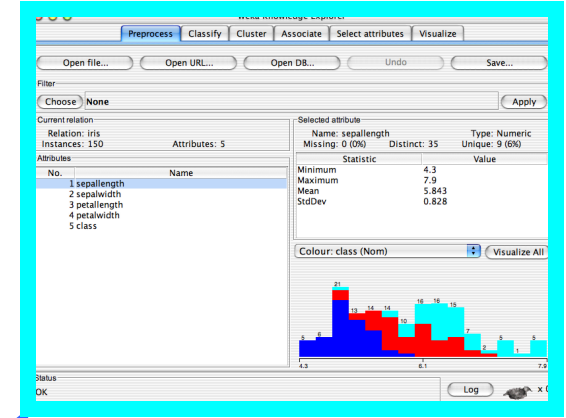
(c) 1999 - 2003
University of Waikato
New Zealand

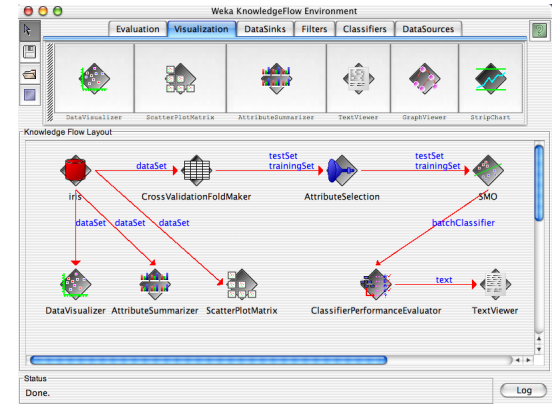
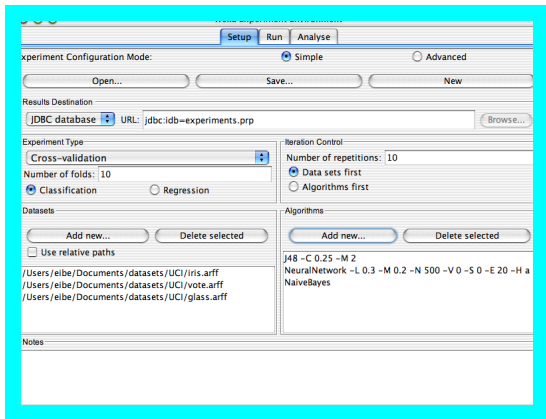
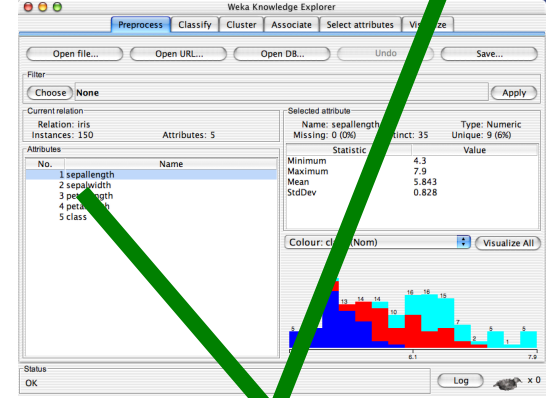


GUI

Simple CLI Explorer

Experimenter KnowledgeFlow





Performing experiments

- Experimenter makes it easy to compare the performance of different learning schemes
- For classification and regression problems
- Results can be written into file or database
- Evaluation options: cross-validation, learning curve, hold-out
- Can also iterate over different parameter settings
- Significance-testing built in!

Setup

Run

Analyse

Experiment Configuration Mode:

Simple

Advanced

Open...

Save...

New

Results Destination

JDBC database ▾

Filename:

Browse...

Experiment Type

Cross-validation ▾

Number of folds:

Classification

Regression

Iteration Control

Number of repetitions:

Data sets first

Algorithms first

Datasets

Add new...

Delete selected

Use relative paths

Algorithms

Add new...

Delete selected

Notes

Setup

Run

Analyse

Experiment Configuration Mode:

Simple

Advanced

Open...

Save...

New



Results Destination

JDBC database

Filename:

Browse...

Experiment Type

Cross-validation

Number of folds:

Classification

Regression

Iteration Control

Number of repetitions:

Data sets first

Algorithms first

Datasets

Add new...

Delete selected

Use relative paths

Algorithms

Add new...

Delete selected

Notes

Setup

Run

Analyse

Experiment Configuration Mode:

 Simple Advanced

Open...

Save...

New

Results Destination

JDBC database ▾

URL: jdbc:tdb=experiments.prp

Browse...

Experiment Type

Cross-validation ▾

Number of folds: 10

 Classification Regression

Iteration Control

Number of repetitions: 10

 Data sets first Algorithms first

Datasets

Add new...

Delete selected

 Use relative paths

```
/Users/eibe/Documents/datasets/UCI/iris.arff  
/Users/eibe/Documents/datasets/UCI/vote.arff  
/Users/eibe/Documents/datasets/UCI/glass.arff
```

Algorithms

Add new...

Delete selected

```
J48 -C 0.25 -M 2  
NeuralNetwork -L 0.3 -M 0.2 -N 500 -V 0 -S 0 -E 20 -H a  
NaiveBayes
```

Notes

Setup

Run

Analyse

Experiment Configuration Mode:

 Simple Advanced

Open...

Save...

New

Results Destination

JDBC database

URL: jdbc:tdb=experiments.prp

Browse...

Experiment Type

Cross-validation

Number of folds: 10

 Classification Regression

Iteration Control

Number of repetitions: 10

 Data sets first Algorithms first

Datasets

Add new...

Delete selected

 Use relative paths

```
/Users/eibe/Documents/datasets/UCI/iris.arff  
/Users/eibe/Documents/datasets/UCI/vote.arff  
/Users/eibe/Documents/datasets/UCI/glass.arff
```

Algorithms

Add new...

Delete selected

```
J48 -C 0.25 -M 2  
NeuralNetwork -L 0.3 -M 0.2 -N 500 -V 0 -S 0 -E 20 -H a  
NaiveBayes
```

Notes



Weka Experiment Environment

Setup

Run

Analyse

Start

Stop

Log

Status

Not running

Weka Experiment Environment

Setup

Run

Analyse

Start

Stop

Log

Status

Not running



Setup

Run

Analyse

Start

Stop

Log

10:33:04: Started
13:41:15: Finished
13:41:15: There were 0 errors

Status

Not running

Weka Experiment Environment

Setup

Run

Analyse

Start


Stop

Log

10:33:04: Started
13:41:15: Finished
13:41:15: There were 0 errors

Status

Not running



Setup

Run

Analyse

Source

No source

File...

Database...

Experiment

Configure test

Row key fields

Select keys...

Run field



Column key fields

Select keys...

Comparison field



Significance 0.05

Test base

Select base...

Show std. deviations

Perform test

Save output

Test output

Result list

Setup

Run

Analyse

Source

No source

File...

Database...

Experiment

Configure test

Row key fields

Select keys...

Run field



Column key fields

Select keys...

Comparison field



Significance

0.05

Test base

Select base...

Show std. deviations

Perform test

Save output

Result list

Test output



Setup

Run

Analyse

Source

Got 900 results

File...

Database...

Experiment

Configure test

Row key fields

Select keys...

Run field

Key_Run

Column key fields

Select keys...

Comparison field

Percent_correct

Significance

0.05

Test base

Select base...

Show std. deviations

Perform test

Save output

Result list

13:44:17 - Available resultsets

13:44:55 - Percent_correct - trees.j48.J48 '-C C

Test output

Analysing: Percent_correct

Datasets: 3

Resultsets: 3

Confidence: 0.05 (two tailed)

Date: 9/9/03 1:44 PM

Dataset

(1) trees.j4 | (2) funct (3) bayes

iris

(100) 94.73 | 96.4 95.53

vote

(100) 96.57 | 94.71 * 90.02 *

Glass

(100) 67.63 | 66.78 49.45 *

(v/ /*) | (0/2/1) (0/1/2)

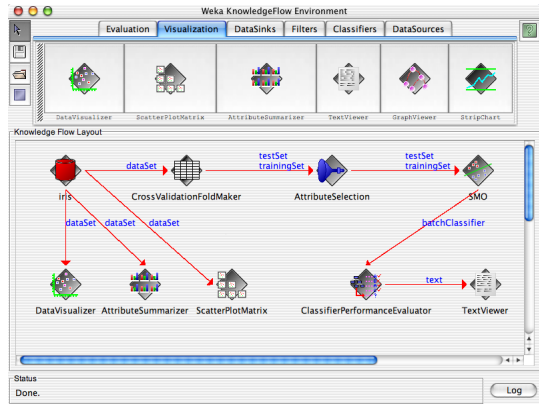
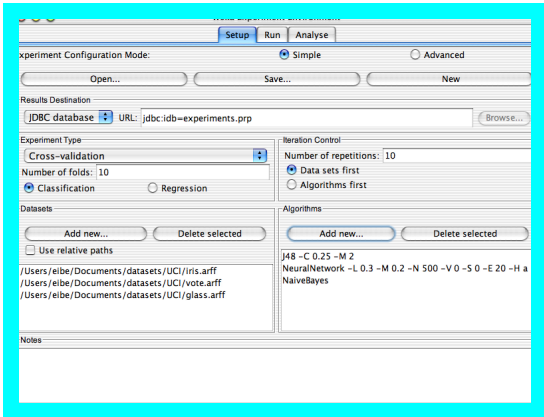
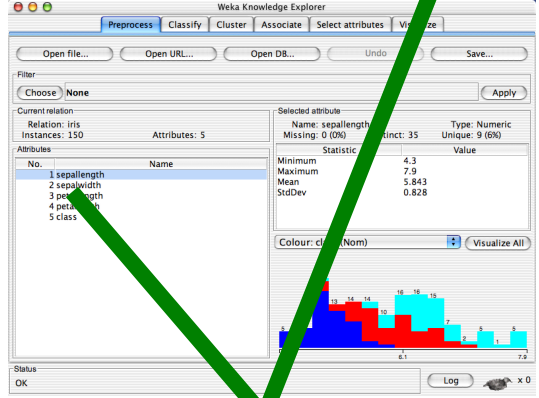
Skipped:

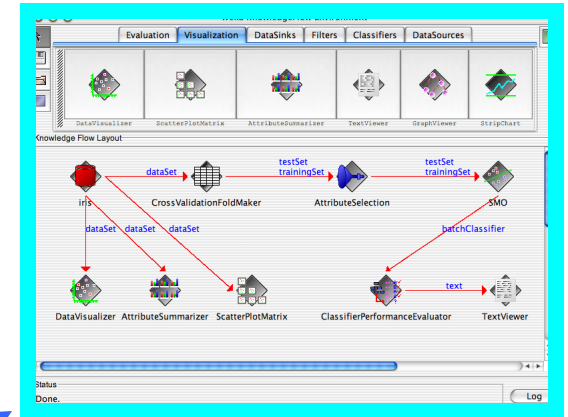
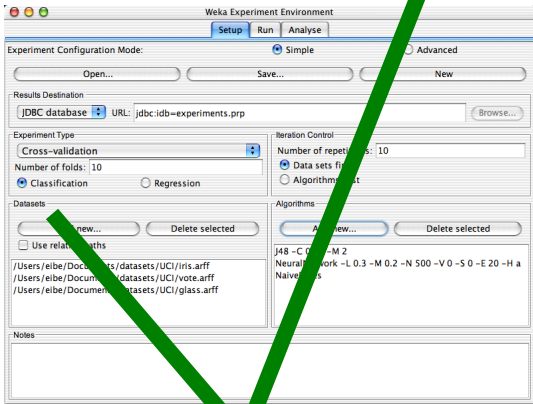
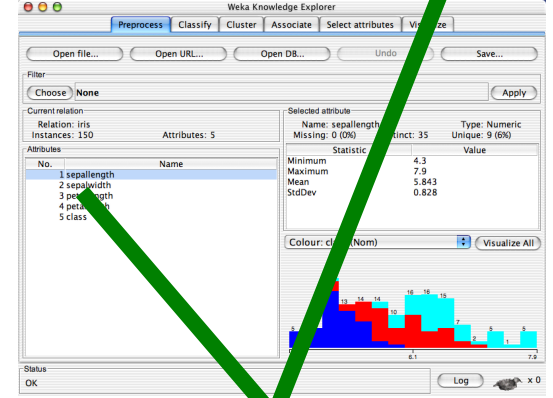
Key:

(1) trees.j48.J48 '-C 0.25 -M 2' -217733168393644444

(2) functions.neural.NeuralNetwork '-L 0.3 -M 0.2 -N 500 -V 0 -S C

(3) bayes.NaiveBayes '' 2029074699749330519





The Knowledge Flow GUI

- New graphical user interface for WEKA
- Java-Beans-based interface for setting up and running machine learning experiments
- Data sources, classifiers, etc. are beans and can be connected graphically
- Data “flows” through components: e.g., “data source” -> “filter” -> “classifier” -> “evaluator”
- Layouts can be saved and loaded again later

Evaluation

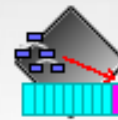
Visualization

DataSinks

Filters

Classifiers

DataSources



TrainTestSplitMaker

ClassAssigner

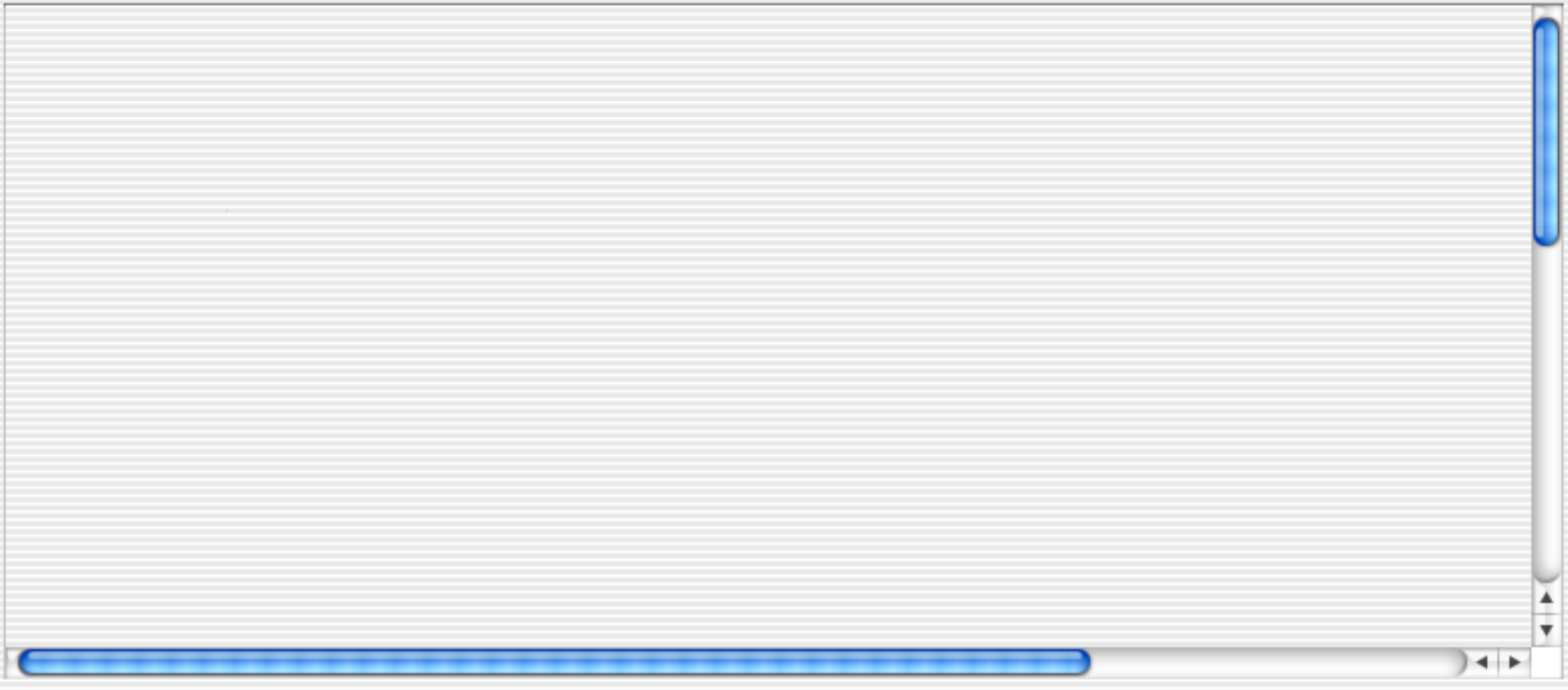
ClassifierPerformanceEvaluator

IncrementalClassifierEvaluator

PredictionAppender



Knowledge Flow Layout



Status

Done.

Log

Evaluation


Visualization

DataSinks

Filters

Classifiers

DataSources



TrainTestSplitMaker

ClassAssigner

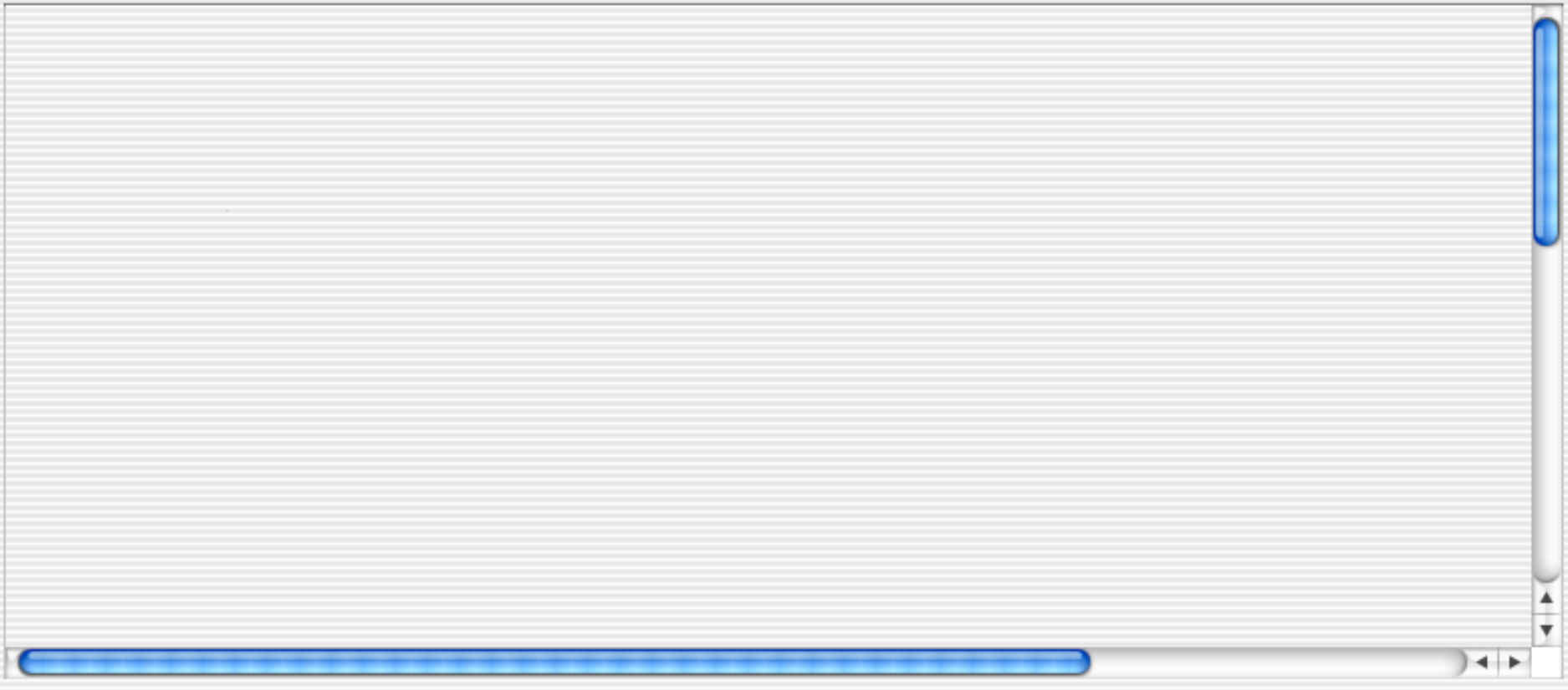
ClassifierPerformanceEvaluator

IncrementalClassifierEvaluator

PredictionAppender



Knowledge Flow Layout



Status
Done.

Log

Evaluation

Visualization

DataSinks

Filters

Classifiers

DataSources



ArffLoader



CSVLoader



C45Loader



SerializedInstancesLoader

Knowledge Flow Layout



ArffLoader

Status
Done.

Log

Evaluation

Visualization

DataSinks

Filters

Classifiers

DataSources



ArffLoader



CSVLoader



C45Loader



SerializedInstancesLoader



Knowledge Flow Layout



ArffLoader

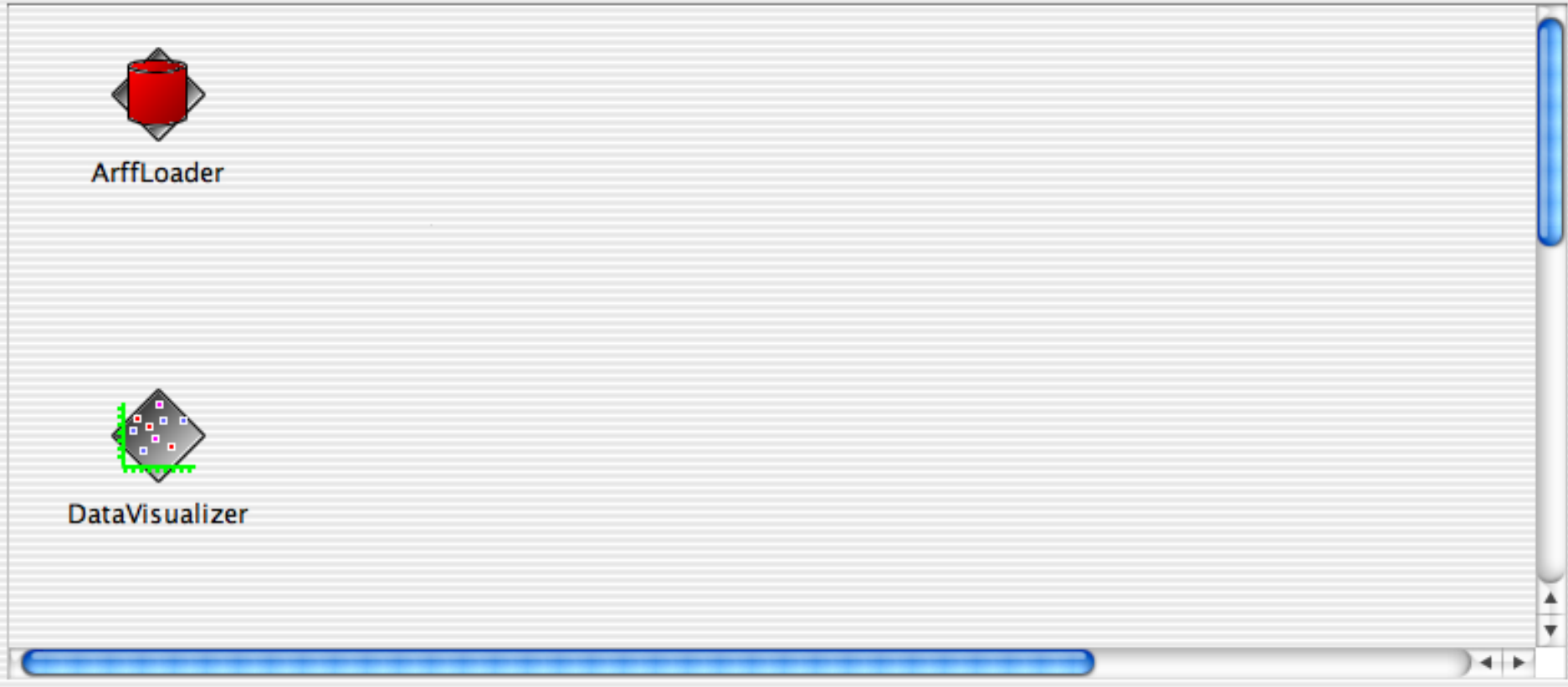
Status
Done.

Log



DataVisualizer	ScatterPlotMatrix	AttributeSummarizer	TextViewer	GraphViewer	StripChart

Knowledge Flow Layout



Evaluation

Visualization

DataSinks

Filters

Classifiers

DataSources



DataVisualizer



ScatterPlotMatrix



AttributeSummarizer



TextViewer



GraphViewer



StripChart

Knowledge Flow Layout



ArffLoader



DataVisualizer

Status

Done.

Log

Evaluation

Visualization

DataSinks

Filters

Classifiers

DataSources



DataVisualizer



ScatterPlotMatrix



AttributeSummarizer



TextViewer



GraphViewer



StripChart

Knowledge Flow Layout



Edit

Delete

ArffL

Configure...

Connections

dataSet

instance

Actions

Start loading



DataVisualizer

Status

Done.

Log

Evaluation

Visualization

DataSinks

Filters

Classifiers

DataSources



DataVisualizer



ScatterPlotMatrix



AttributeSummarizer



TextViewer



GraphViewer



StripChart

Knowledge Flow Layout



ArffLoader



DataVisualizer

Status

Done.

Log

Evaluation

Visualization

DataSinks

Filters

Classifiers

DataSources



DataVisualizer



ScatterPlotMatrix



AttributeSummarizer



TextViewer



GraphViewer



StripChart

Knowledge Flow Layout



ArffLoader

dataSet



DataVisualizer

Status

Done.

Log



DataVisualizer




ScatterPlotMatrix



AttributeSummarizer



TextViewer



GraphViewer



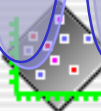
StripChart

Knowledge Flow Layout



ArffLoader

dataSet

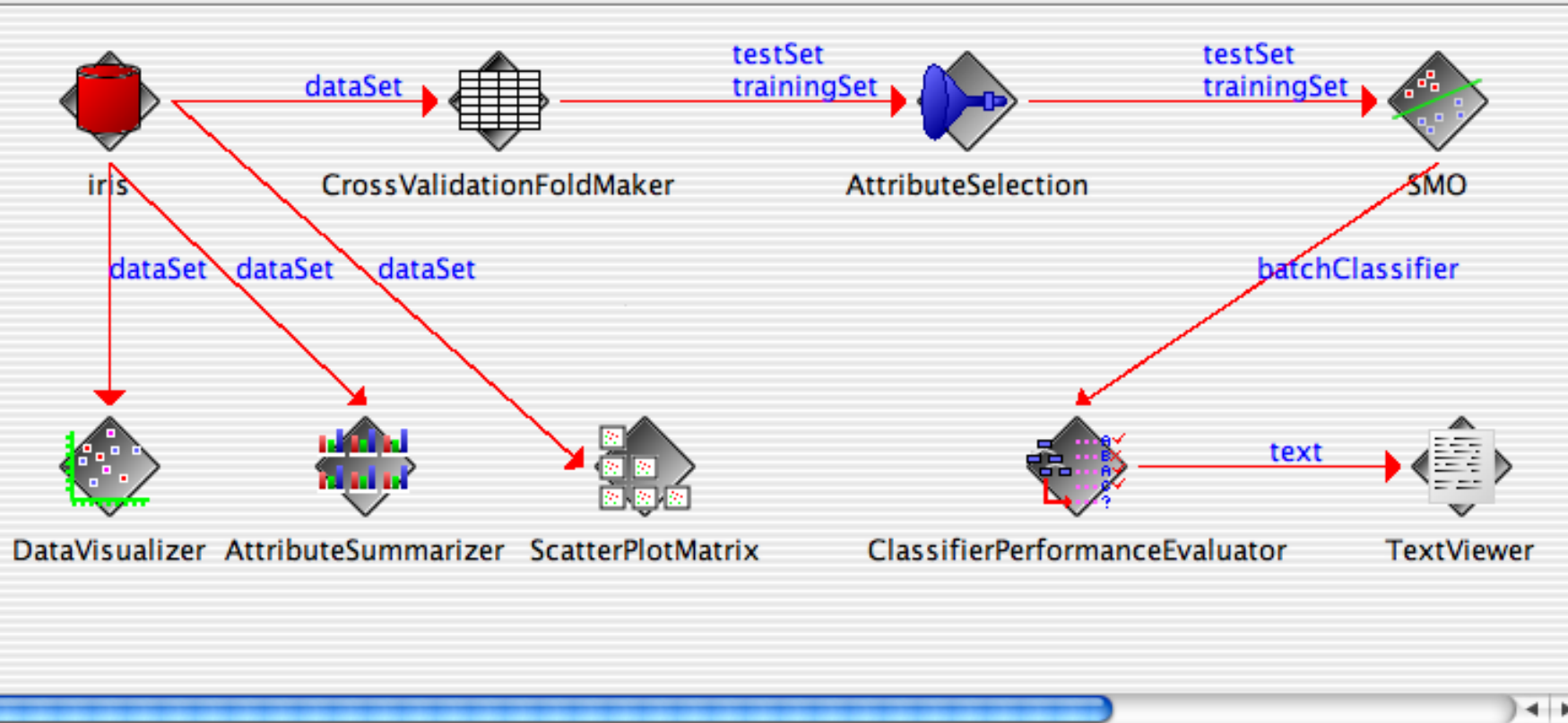


DataVisualizer

can continue this

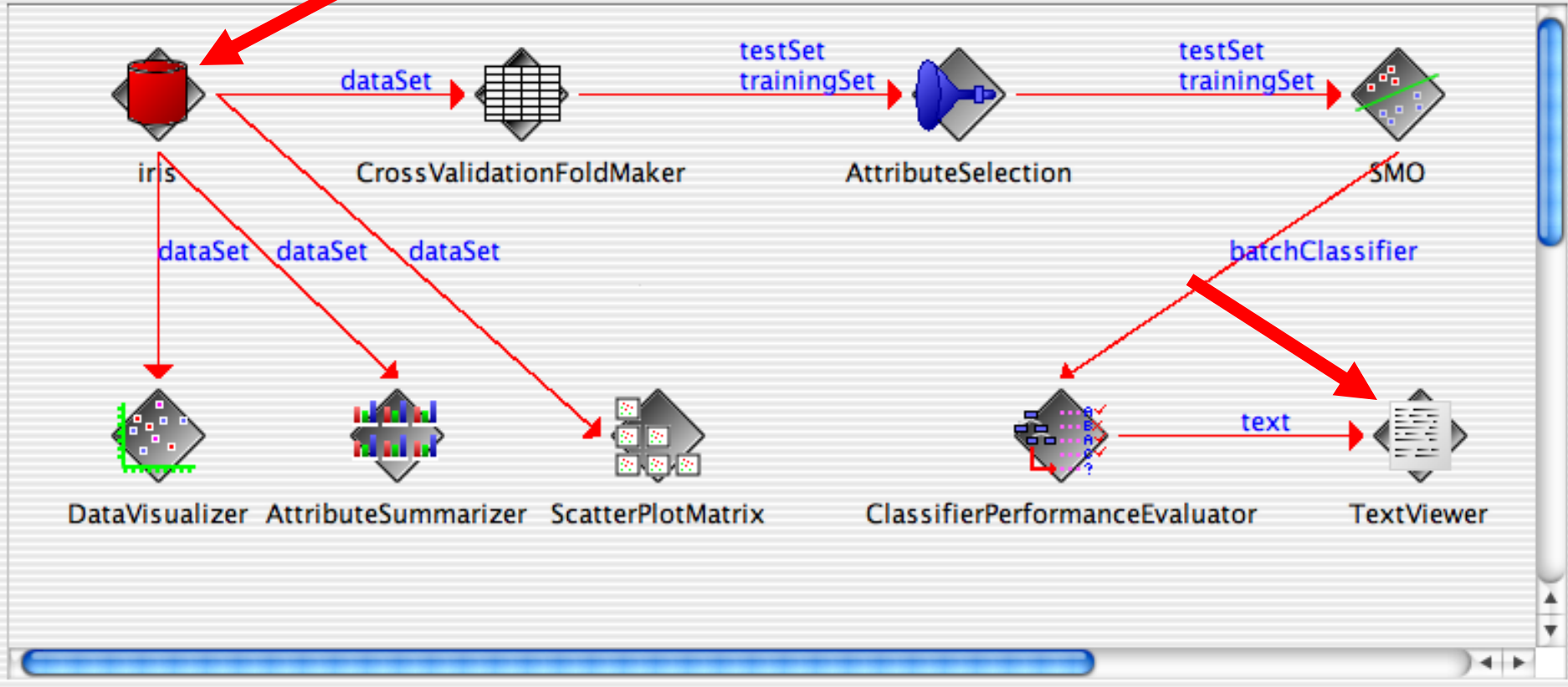
DataVisualizer ScatterPlotMatrix AttributeSummarizer TextView GraphViewer StripChart

Knowledge Flow Layout



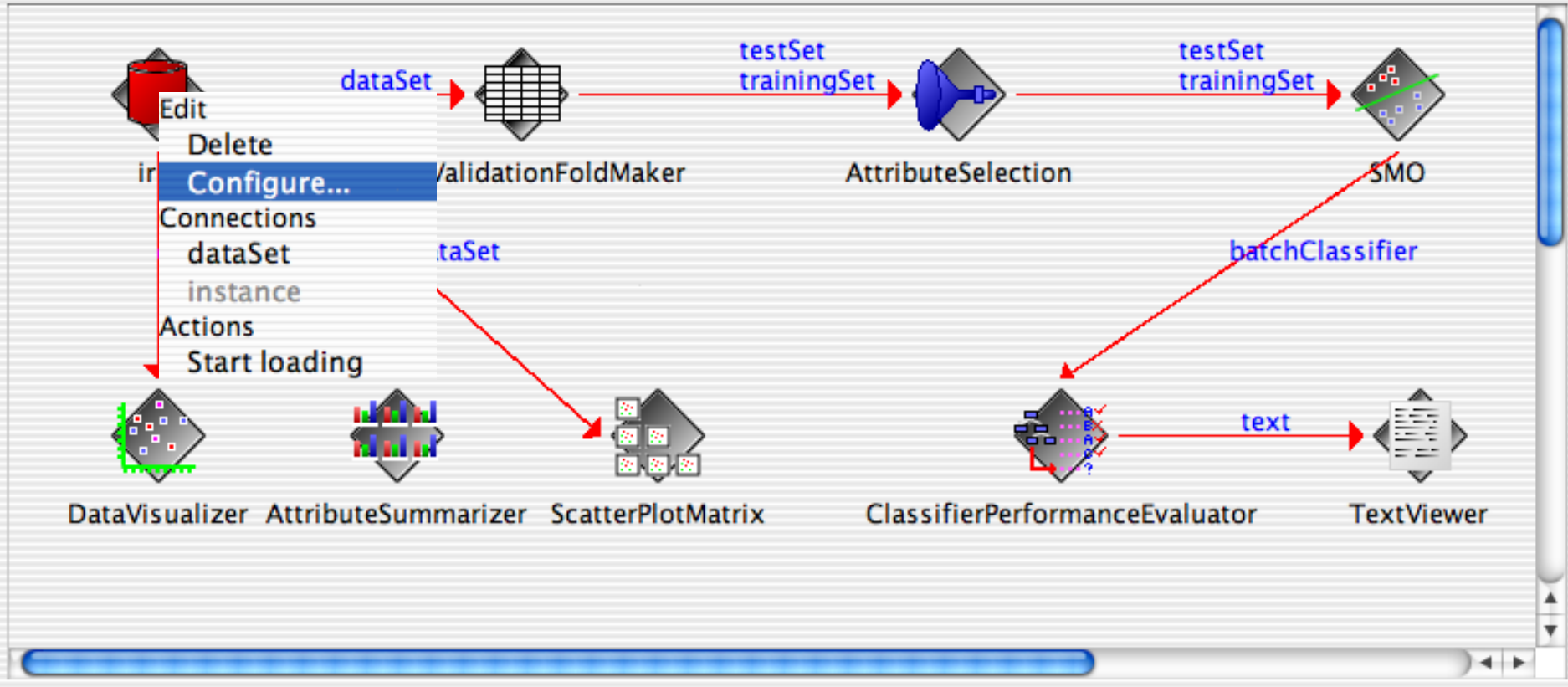
DataVisualizer ScatterPlotMatrix AttributeSummarizer TextView GraphViewer StripChart

Knowledge Flow Layout



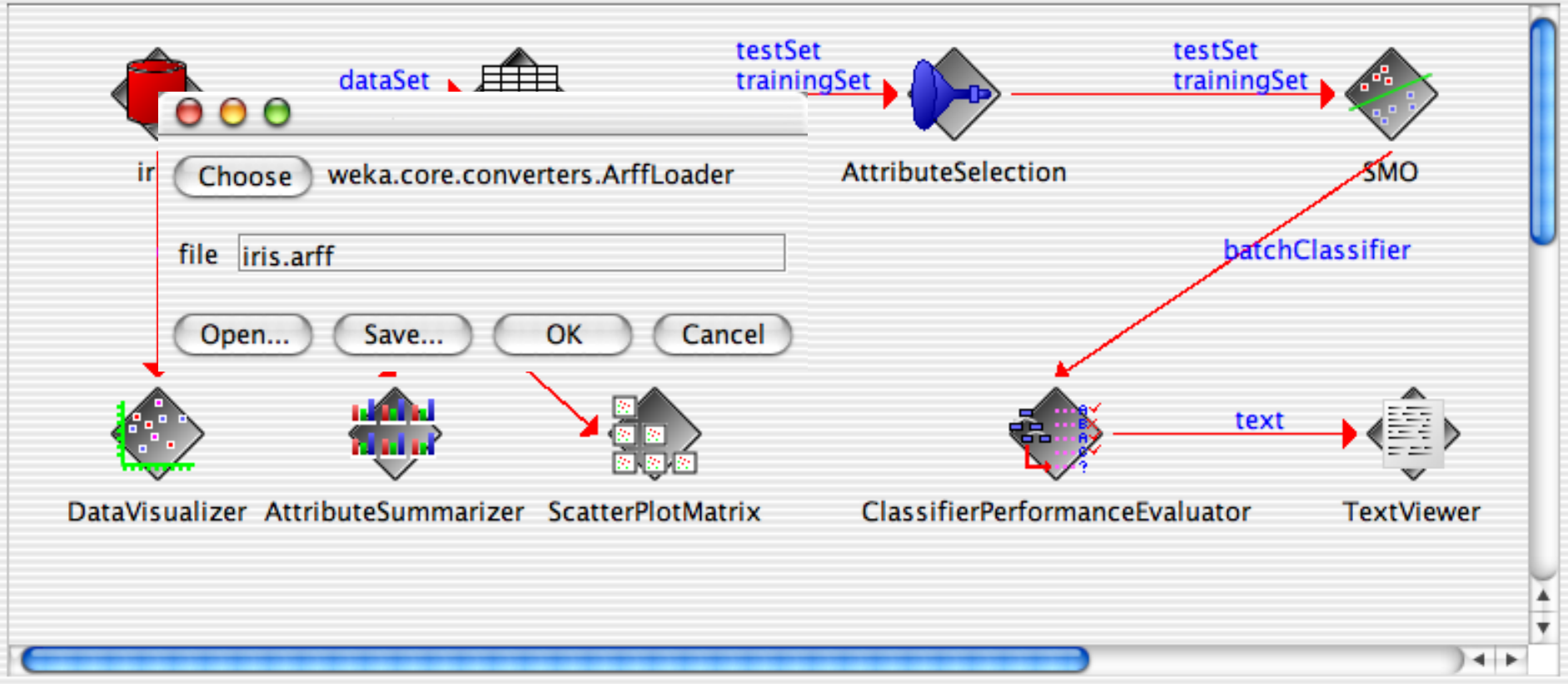
DataVisualizer ScatterPlotMatrix AttributeSummarizer TextView GraphViewer StripChart

Knowledge Flow Layout



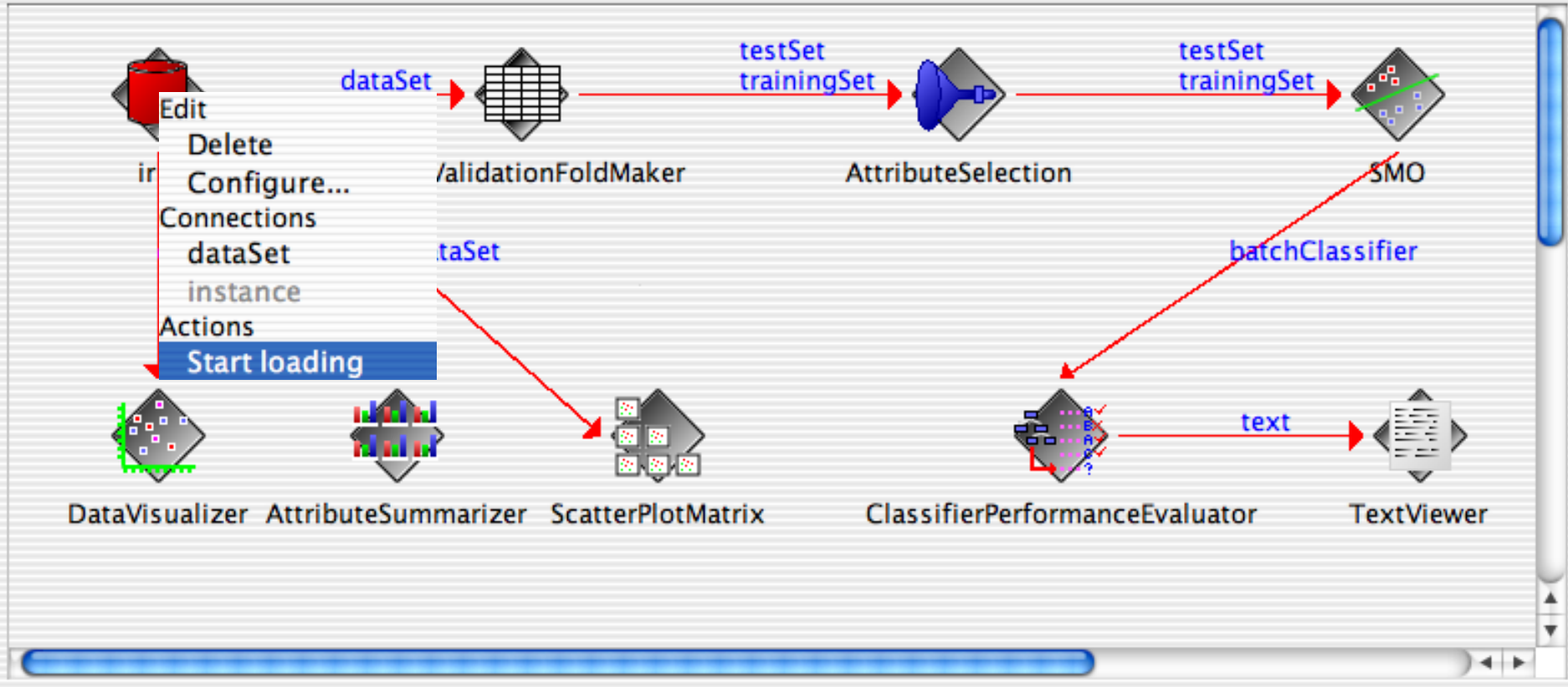
DataVisualizer ScatterPlotMatrix AttributeSummarizer TextView GraphViewer StripChart

Knowledge Flow Layout



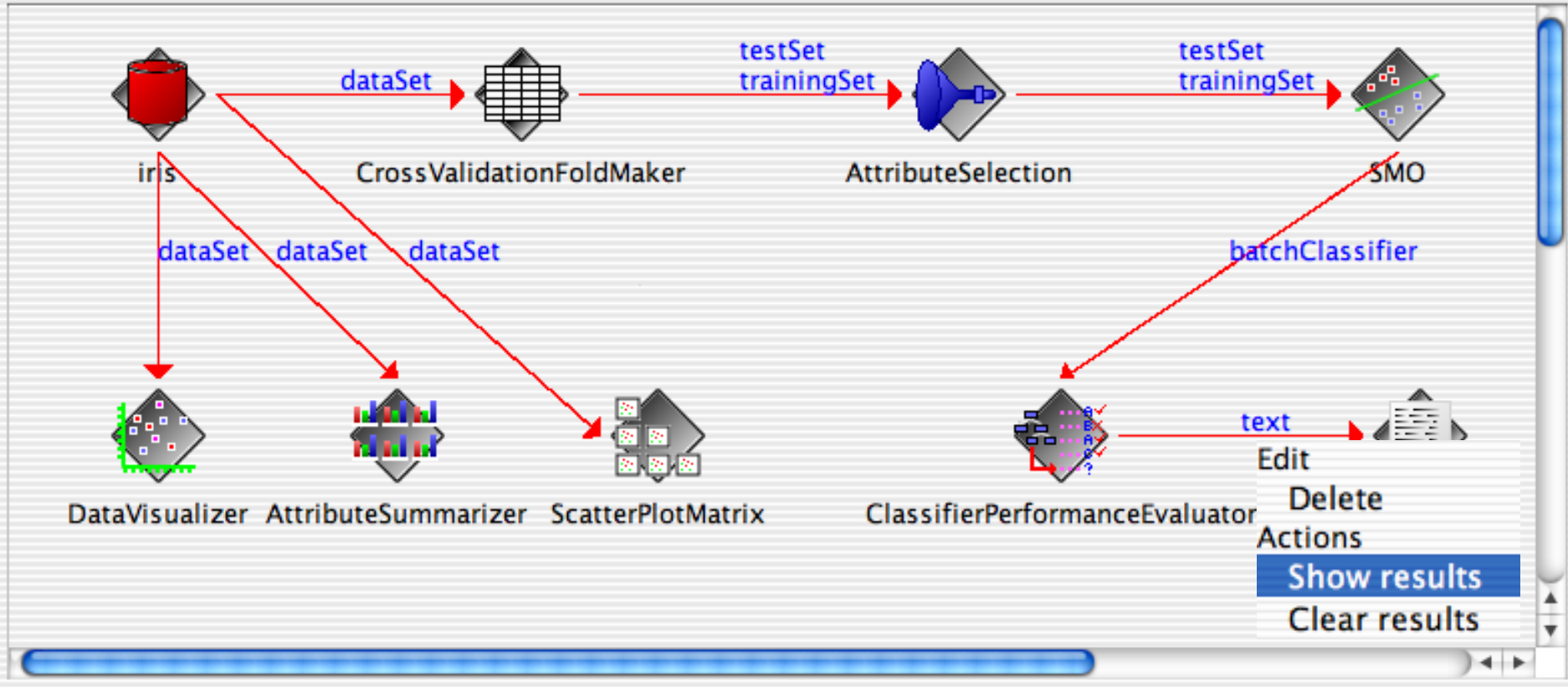
DataVisualizer ScatterPlotMatrix AttributeSummarizer TextView GraphViewer StripChart

Knowledge Flow Layout



DataVisualizer ScatterPlotMatrix AttributeSummarizer TextView GraphViewer StripChart

Knowledge Flow Layout



Evaluation

Visualization

DataSinks

Filters

Classifiers

DataSources



DataVisualizer



ScatterPlotMatrix



AttributeSummarizer



TextViewer



GraphViewer



StripChart

Knowledge Flow Layout

Text Viewer

Result list

09:59:02 - SMO

Text

Correctly Classified Instances	144	96	%
Incorrectly Classified Instances	6	4	%
Kappa statistic	0.94		
Mean absolute error	0.2311		
Root mean squared error	0.288		
Relative absolute error	52	%	
Root relative squared error	58.704	%	
Total Number of Instances	150		

Data

Status

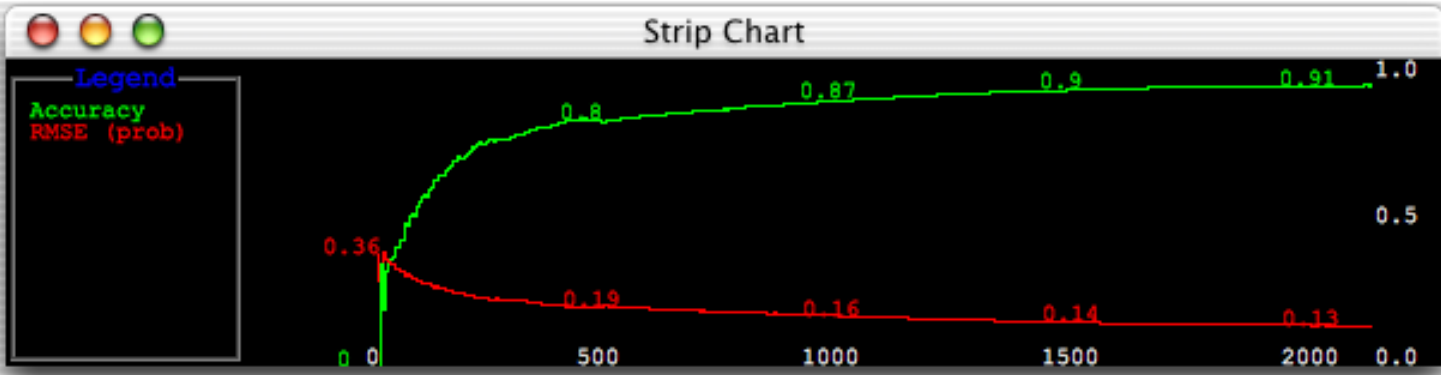

Done.

Log

Classifier selection area with categories:

- le**: leLogistic, VotedPerceptron, Winnow
- lazy**: IB1, IBk, KStar, LBR, LWL
- meta**: AdaBoostM1, AdditiveRec

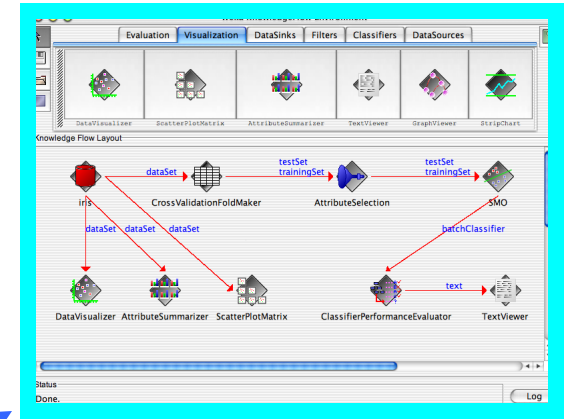
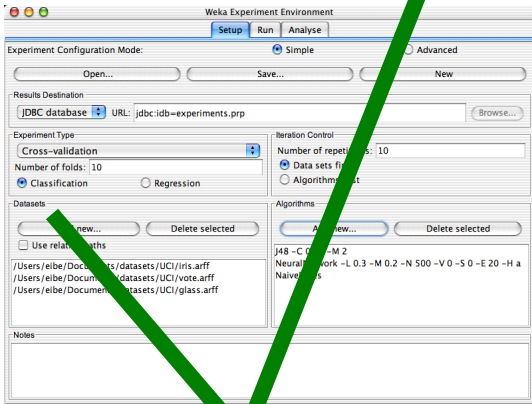
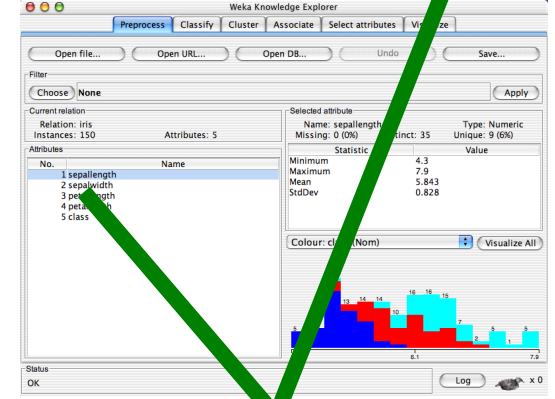
Knowledge Flow Layout

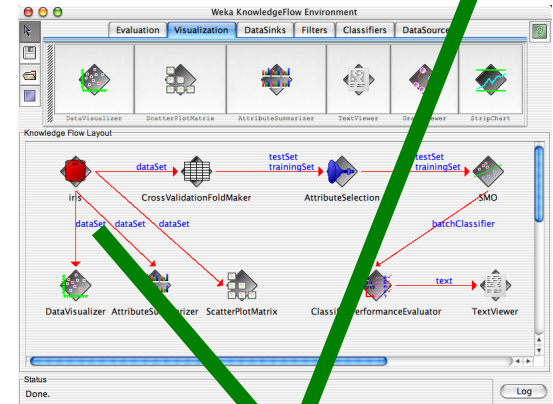
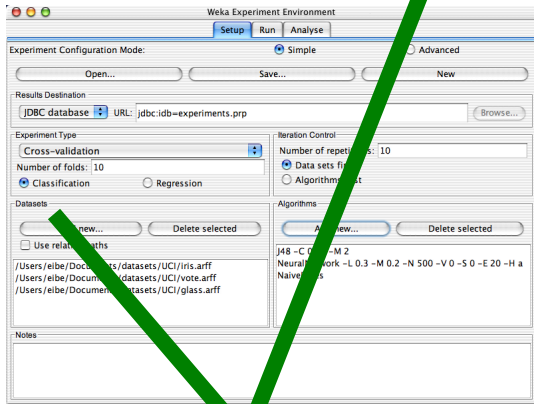
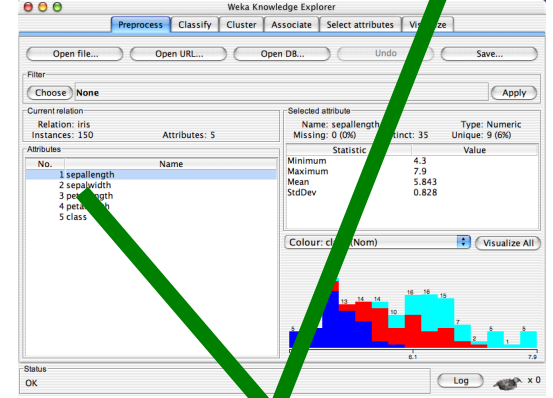


Status

Done.

Log





Conclusion: try it yourself!

- WEKA is available at
<http://www.cs.waikato.ac.nz/ml/weka>
- Also has a list of projects based on WEKA
- WEKA contributors:

Abdelaziz Mahoui, Alexander K. Seewald, Ashraf M. Kibriya, Bernhard Pfahringer , Brent Martin, Peter Flach, Eibe Frank ,Gabi Schmidberger ,Ian H. Witten , J. Lindgren, Janice Boughton, Jason Wells, Len Trigg, Lucio de Souza Coelho, Malcolm Ware, Mark Hall ,Remco Bouckaert , Richard Kirkby, Shane Butler, Shane Legg, Stuart Inglis, Sylvain Roy, Tony Voyle, Xin Xu, Yong Wang, Zhihai Wang